

48-HOUR QUICKSHIP



March 2026



WHY CHOOSE WILLIAMS

Founded in 1921, H.E. Williams, Inc. is a third-generation, family-owned and -operated lighting manufacturer. With over a century in business, we produce and ship products from our factory in Carthage, Missouri. Exceptional quality and customer service makes us the most trusted brand in lighting. Working with Williams is simply easier and friendlier.

BENEFITS

- Competitively-priced LED products
- Easy to install and service
- Ideal for design-build projects
- On-hand inventory to support immediate job requirements
- Williams quality you know and trust

PROGRAM GUIDELINES

- Submit order for QuickShip (QS) items only
- Reference QuickShip in the subject line of all requests
- Consult factory for individual product quantities over 100 pieces
- Stocking Partners can order directly through our dNET portal



TROFFERS & PANELS

BP BACKLIT FLAT PANEL FieldSELECT™ LUMENS + CCT



Fixture Standards: 80 CRI, Selectable CCT 3,500K/4,000K/5,000K, 0-10V dimming, 120-277V, ships in 2-packs

BP-14-LS/8CS-QS-DIM-UNV	1' x 4'	Selectable lumens 2,500/3,700/4,900
BP-14-LS/8CS-EM/8W-QS-DIM-UNV	1' x 4'	Selectable lumens 2,500/3,700/4,900 ■ 8-watt EM battery
BP-22-LS/8CS-QS-DIM-UNV	2' x 2'	Selectable lumens 2,500/3,800/4,900
BP-22-LS/8CS-EM/8W-QS-DIM-UNV	2' x 2'	Selectable lumens 2,500/3,800/4,900 ■ 8-watt EM battery
BP-24-LS/8CS-QS-DIM-UNV	2' x 4'	Selectable lumens 3,800/5,000/6,100
BP-24-LS/8CS-EM/8W-QS-DIM-UNV	2' x 4'	Selectable lumens 3,800/5,000/6,100 ■ 8-watt EM battery Extended lead times apply.

FT TROFFER FieldSELECT™ LUMENS + CCT



Fixture Standards: 80 CRI, Selectable CCT 3,500K/4,000K/5,000K, frosted acrylic lens, 0-10V dimming, 120-277V

FT-22-LS/8CS-AF-QS-DIM-UNV	2' x 2'	Selectable lumens 2,500/3,400/4,400
FT-24-LS/8CS-AF-QS-DIM-UNV	2' x 4'	Selectable lumens 4,100/5,800/6,800



LT LITE TROFFER



Fixture Standards: 80 CRI, 3500K CCT, frosted acrylic lens, 0-10V dimming, 120-277V

LT-22-L39/835-AF-QS-DIM-UNV	2' x 2'	3,900 lumens ■ 3500K CCT
LT-22-L39/840-AF-QS-DIM-UNV	2' x 2'	3,900 lumens ■ 4000K CCT
LT-24-L40/835-AF-QS-DIM-UNV	2' x 4'	4,000 lumens ■ 3500K CCT
LT-24-L40/840-AF-QS-DIM-UNV	2' x 4'	4,000 lumens ■ 4000K CCT
LT-24-L64/835-AF-QS-DIM-UNV	2' x 4'	6,400 lumens ■ 3500K CCT
LT-24-L64/840-AF-QS-DIM-UNV	2' x 4'	6,400 lumens ■ 4000K CCT

PT PRO TROFFER



Fixture Standards: 80 CRI, 3500K CCT, diffuse ribbed acrylic round lens, 0-10V dimming, 120-277V

PT-22-L43/835-RA-QS-DIM-UNV	2' x 2'	4,300 lumens ■ 3500K CCT
PT-22-L43/840-RA-QS-DIM-UNV	2' x 2'	4,300 lumens ■ 4000K CCT
PT-24-L49/835-RA-QS-DIM-UNV	2' x 4'	4,900 lumens ■ 3500K CCT
PT-24-L49/840-RA-QS-DIM-UNV	2' x 4'	4,900 lumens ■ 4000K CCT

DOWNLIGHTS

4RCD | 6RCD ROUND COMMERCIAL FieldSELECT™ LUMENS + CCT



Fixture Standards: 90 CRI, Selectable CCT 2,700K/3,000K/3,500K/4,000K/5,000K, 0-10V dimming, 120-277V

4RCD-LS/9CS-WH-QS-DIM-UNV 4" • Selectable lumens 500/800/1,000 • White trim
4RCD-N-F1-QS New construction pan with hardware

6RCD-LS/9CS-WH-QS-DIM-UNV 6" • Selectable lumens 1,200/1,700/2,200 • White trim
6RCD-LS/9CS-SS-QS-DIM-UNV 6" • Selectable lumens 1,200/1,700/2,200 • Semi-specular trim
6RCD-N-F1-QS New construction pan with hardware

4FDR | 6FDR ROUND FieldSELECT™ LUMENS + CCT



Fixture Standards: 80 CRI, Selectable CCT 3,000K/3,500K/4,000K, 0-10V dimming, 120-277V


4FDR-LS/8CS-CS-QS-DIM-UNV 4" • Selectable lumens 1,000/1,500/2,000 • CS Reflector finish
4FDR-N-F1-QS New construction pan with hardware

6FDR-LS/8CS-CS-QS-DIM-UNV 6" • Selectable lumens 1,000/1,600/2,000 • CS Reflector finish
6FDR-N-F1-QS New construction pan with hardware



LINEAR RECESSED

LRX4 4" WIDE AMBIENT



Fixture Standards: 80 CRI, 3500K CCT, diffuse matte acrylic lens, .080" thick, 0-10V dimming, 120-277V

LRX4G-4-L8/835-DMA-QS-DIM-UNV 4" • 800 lumens per foot



STRIPS


FS STRIP FieldSELECT™

LUMENS + CCT



Fixture Standards: 80 CRI, Selectable CCT 3,500K/4,000K/5,000K, diffuse acrylic lens, 0-10V dimming, 120-277V

FS-4-LS/8CS-QS-DIM-UNV 4' • Selectable lumens 3,400/4,800/6,100



75S | 75R NARROW LENS STRIP



Fixture Standards: 80 CRI, diffuse acrylic lens, 0-10V dimming, 120-277V

75S-4-L50/835-QS-DIM-UNV 4' • 5,000 lumens • 3500K CCT • Square lens

75S-4-L50/840-QS-DIM-UNV 4' • 5,000 lumens • 4000K CCT • Square lens

75R-4-L50/835-QS-DIM-UNV 4' • 5,000 lumens • 3500K CCT • Round lens

75R-4-L50/840-QS-DIM-UNV 4' • 5,000 lumens • 4000K CCT • Round lens



HIGH BAY


GS SLIM HIGH BAY



Fixture Standards: 80 CRI, (2) Y-hangers with loop cable, 0-10V dimming, 120-277V

GS-2-L240/840-CA-(2)VBY/L-10/PWU-QS-DIM-UNV 2' • 24,000 lumens • 4000K CCT • Clear acrylic lens

GS-2-L240/840-MD-(2)VBY/L-10/PWU-QS-DIM-UNV 2' • 24,000 lumens • 4000K CCT • Medium distribution, micro-prismatic acrylic lens



INDUSTRIAL

96 FULLY ENCLOSED & GASKETED



Fixture Standards: 80 CRI, 4000K CCT, frosted ribbed impact-resistant acrylic lens, 0-10V dimming, 120-277V

96-4-L62/840-HIAFR-QS-DIM-UNV 4' • 6,200 lumens



EGRESS

EXIT EGRESS SIGN FieldSELECT™



Fixture Standards: Selectable red or green letters, AC operation with emergency battery backup, industry-standard white housing, 120/277 dual voltage

EXIT-RG-EM-WHT-QS-D

EMER/LED EMERGENCY LIGHT



Fixture Standards: Wall or ceiling mount, AC operation with emergency battery backup, industry-standard white housing, 120/277 dual voltage

EMER/LED-WHT-QS-D



EMERGENCY BATTERY KITS

EM/10W KIT EMERGENCY BATTERY KIT

Ships separately, field installed. CEC compliant.



EM/10W KIT-DC-QS Dual Conduit • Compatible with: 4FDR, 6FDR, BP, LT, PT

EM/10W KIT-NC-QS No Conduit • Compatible with: 75R, 75S, FS, LRX4

EM/10W KIT-SC-QS Single Conduit • Compatible with: FT



H.E. WILLIAMS, INC.

831 West Fairview Ave | Carthage, MO 64836

417-358-4065

hew.com

REV.03/11/26.JL