

Indoor

Williams is committed to the highest quality: ALL parts powder coated AFTER fabrication.	
POST-PAINT STEEL (Williams' Standard)	PRE-PAINT STEEL (Industry Standard)
• Smooth edges—installs without gloves.	• Razor sharp edges—potential injuries to installers.
• Inhibits rust on edges.	• Rust accelerates on unpainted edges and bends.
• Consistent paint coverage and thickness (controlled by Williams).	• Inconsistent, minimum paint coverage and thickness (controlled by steel mills).
• Uniform and higher reflectance, results in added efficiency.	• Reflectance varies on pre-painted steel, results in (±84%) lower efficiency.
• Multi-stage, phosphate-free steel cleaning process prepares parts for paint and results in a high quality paint finish.	• Fabrication cutting oils, scratches, and die-marks on finished components.
• Highly resistant to corrosive elements.	• Susceptible to ultra-violet rays and other corrosive elements with resulting oxidization.
• State-of-the-art powder-paint system reflects Williams' commitment to quality.	• Optional "painted after fabrication" may not include all parts and is typically applied over pre-painted steel.

STANDARD COLORS

The standard colors listed in the table provided are available on all interior Williams fixtures without incurring a custom color fee. For optimum results, the finish (smooth or texture) will default to factory recommendation for each specific fixture. Refer to "Housing Finish" on individual specification sheets for details.

Note: Standard color is applied only to normally painted metal parts that do not contribute to or directly affect fixture performance. Reflectors or directly reflective surfaces such as wireway or ballast covers are not painted in the special color. Performance may be altered by painting all parts in a color other than the standard finish specified for each individual fixture.

CUSTOM COLORS

For custom color (adder applies), please specify RAL code or a manufacturer code with description (see examples below).

All custom colors other than RAL require two sample swatches, minimum 1" square.

EXAMPLES:

- RAL color: **RAL #4009 Pastellviolet**
- Sherwin-Williams color (requires two 1" square swatches): **#SW6795, Major Blue**

ALL PARTS PAINTED OPTION

Specify the ALL PARTS prefix to indicate that ALL normally painted metal parts, including reflective surfaces (except for semi-specular reflectors, specular reflectors, and fiberglass housing) will be finished in the specified color.

EXAMPLE:

- **ALL PARTS HEW BLACK**

Note: Performance will be significantly altered by painting all parts in a color other than the standard finish specified for each individual fixture.

PHOSPHATE-FREE PROCESS

Williams' state-of-the-art, phosphate-free, multi-stage paint process requires no heat, produces little to no sludge, and completely eliminates any use of phosphorus.

Environmentally responsible without compromising quality, this system operates at room temperature, realizing significant energy savings while providing even coverage, excellent paint adhesion and superb corrosion resistance.

- Highest quality results in an environmentally-friendly process.
- Significant energy savings.
- Reduced waste/sludge.
- Contains no hazardous heavy metals.







ANTI-MICROBIAL WHITE PAINT

Anti-microbial white paint (AMW) prevents the spread of dangerous micro-organisms and suppresses the growth of mold and bacteria. Independent laboratory results show a significant decrease in microbial population on surfaces coated with anti-microbial paint. Formulated to provide protection over an extended period of time and frequent washings, AMW is extremely durable and demonstrates an outstanding chemical and stain resistance. Ideal for hospitals, schools, laboratories, and medical facility applications.

EXAMPLE:

- DILG-S24-232-FWPR-**AMW**-EB2-UNV








Color Options

	Catalog Number	Description	Smooth Finish			Texture Finish
			Matte	Satin	Gloss	
	HEW WHITE	92% minimum average reflective white polyester powder coat, smooth gloss finish			●	
		Textured matte white polyester TGIC powder coat				●
	HEW BLACK	Black TGIC polyester powder coat, smooth satin finish (RAL #9011)		●		
		Textured black TGIC powder coat, matte finish (RAL #9011)				●
	HEW SILVER	Silver TGIC polyester powder coat, smooth satin finish		●		
		Textured silver TGIC powder coat, matte finish				●
	HEW BRONZE	Bronze TGIC polyester powder coat, smooth satin finish (RAL #7022)		●		
		Textured bronze TGIC powder coat, matte finish				●
	HEW ALUM	Silver sparkle polyester powder coat, matte finish only	●			
	HEW NICKEL	Matte silver polyester powder coat, satin finish. Standard for XT Series.		●		
		Textured silver TGIC powder coat, matte finish				●

Color swatches have been enlarged to show detail and may vary from actual material. Color chip samples available on request.



Outdoor

	Catalog Number	Description	Finish	
			Satin	Gloss
	BLK	Black (RAL #9004), smooth satin finish	●	
	DBZ	Dark bronze, smooth satin finish	●	
	DBR	Medium bronze, smooth satin finish	●	
	GRAY	Standard gray, smooth gloss finish		●
	GRN	Green (RAL #6005), smooth gloss finish		●
	SLV	Satin aluminum (RAL #9006), smooth satin finish	●	
	WHT	White (RAL #9003), smooth satin finish	●	

Color swatches have been enlarged to show detail and may vary from actual material. Color chip samples available on request.

STANDARD COLORS

The standard colors listed in the table provided are available on all applicable Williams Outdoor fixtures without incurring a custom color fee. Williams exterior super durable polyester powder coat meets and exceeds AAMA 2604 specifications for outdoor durability. Refer to "Finish" on individual specification sheets for details.

CUSTOM COLORS

For custom color (adder applies), please specify RAL code or a manufacturer code with description (see examples below).

All custom colors other than RAL require two sample swatches, minimum 1" square.

EXAMPLES:

- RAL color: **RAL #4009 Pastellviolett**
- Sherwin-Williams color (requires two 1" square swatches): **#SW6795, Major Blue**

PHOSPHATE-FREE PROCESS

Williams' state-of-the-art, phosphate-free, multi-stage paint process requires no heat, produces little to no sludge, and completely eliminates any use of phosphorus.

Environmentally responsible without compromising quality, this system operates at room temperature, realizing significant energy savings while providing even coverage, excellent paint adhesion and superb corrosion resistance.

- Highest quality results in an environmentally-friendly process.
- Significant energy savings.
- Reduced waste/sludge.
- Contains no hazardous heavy metals.

