

SUSPENDED ACCESSORIES

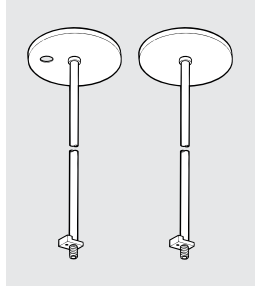
TECHNICAL INFO



NOTE: Electrical supply is brought into the feeder (or stand-alone) fixture, either as part of a row or as an individual mount unit. Joiner and end fixtures complete the row.

MICROSTEM & CANOPY

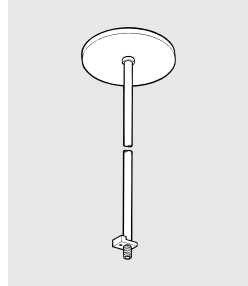
FEEDER FIXTURE



EXAMPLE: MSF/48		
MOUNTING		LENGTH
MSF/ Microstem		18 18'
		24 24'
		48 48'

Feeder fixtures are provided with two (2) 18" microstems (1/4" IPS), two (2) canopies, and necessary mounting hardware.

JOINER FIXTURE

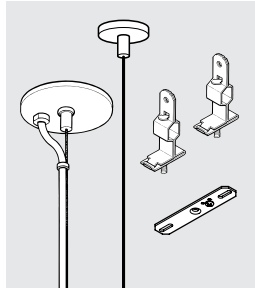


EXAMPLE: MSJ/48		
MOUNTING		LENGTH
MSJ/ Microstem		18 18'
		24 24'
		48 48'

Joiner fixtures are provided with one (1) 18" microstem (1/4" IPS), one (1) canopy, and necessary mounting hardware.

ø1/16" AIRCRAFT CABLE

FEEDER FIXTURE

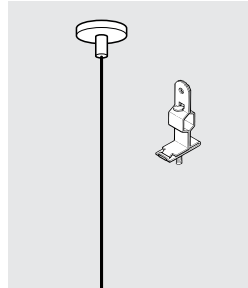


EXAMPLE: ACF/D48			
MOUNTING		TYPE	LENGTH
ACF/ Aircraft	D	1' grid & hardpan	24 24'
	N	9/16" grid	48 48'
	S	Slot grid	96 96'

Adjustable length aircraft cables and mounting hardware provided, must specify.

The feeder kits are standard with a 5" canopy to cover the junction box and a 2" canopy at the non-feed point. No J-box is required at non-feed points.

JOINER FIXTURE



EXAMPLE: ACJ/D48			
MOUNTING		TYPE	LENGTH
ACJ/ Aircraft	D	1' grid & hardpan	24 24'
	N	9/16" grid	48 48'
	S	Slot grid	96 96'

