

CATALOG #: _____

TYPE: _____

PROJECT: _____

FEATURES

- Create scalable, highly functioning smart buildings with Platformatics Power over Ethernet controls
- Support human-centric design with adaptive, individualized lighting using tunable white light
- Small fixture profile allows inconspicuous placement in coves or confined spaces
- Choice of diffuse and prismatic lenses
- Flat lens provides even illumination and minimizes glare
- Row applications produce continuous light with minimal interruption between fixtures
- Variety of surface and suspended mounting accessories
- Made Right Here® in the USA

SPECIFICATIONS

- **HOUSING** – 22-gauge die-formed C.R.S.
- **FINISH** – 92% minimum average reflective white polyester powder coat bonded to phosphate-free, multi-stage pretreated metal. All parts painted after fabrication to facilitate installation, increase efficiency, and inhibit corrosion.
- **SHIELDING** – Diffuse matte acrylic, .080" thick.
- **ELECTRICAL** – High quality mid-power LED boards. L70 >50,000 hours per IES TM-21. Low-voltage DC fixture, to be fed by Class 2 power supply. Tunable White products use LEDs of multiple CCTs and may produce a perceptibly different shade of white from single-CCT products at the same CCT. All CCTs are within 3 MacAdam ellipses.
- **MOUNTING** – Surface (ceiling or wall) or suspended.
- **LISTINGS** –
 - cETLus conforms to UL STD 1598. Certified to CAN/CSA STD C22.2 No. 250.0. Suitable for damp locations
- **WARRANTY** – 5-year limited warranty, see hew.com/warranty.

SYSTEM REQUIREMENTS

- PoE-ready luminaires are connected to building power systems through network integration and require other components for complete PoE lighting system
- For additional PoE info, see hew.com/platformatics
- Consult factory for design support



ORDERING EXAMPLE: 75L - 4 - P60/835 - DMA - OPTIONS - POE PR

ORDERING INFO

SERIES	LENGTH ^[1]	LUMENS ^[2]	CRI	CCT	SHIELDING
75L	2 2'	2'	8 80	27 2700K	DMA Diffuse matte acrylic, .080" thick
	4 4'	P20 2,000lm	9 90 ^[4]	30 3000K	
	8 8' ^[3]	P28 2,800lm		35 3500K	AF12125 Frosted acrylic, pattern #12, .125" thick
		4'	P20 2,000lm	40 4000K	
		P29 2,900lm	50 5000K	TW Tunable white (3000K-5000K)	
		P60 6,000lm	TW2 Tunable white (2700K-6500K)		
		8'	P31 3,100lm		
			P60 6,000lm		
			P120 12,000lm		

OPTIONS ^[5]

- WG-75** 11-gauge white powder coat wireguard
- 315** 1-1/2" ceiling spacer
- VBY** (2) Y-hangers
- VBY-2** (2) Y-hangers and (2) 2' chains
- RA-75** Row aligner ^[7]
- 45AMB** (2) 45° adjustable mounting brackets ^[8]

CONTROL ^[6]

- POE PR** Power over Ethernet, Platformatics-ready

AIRCRAFT CABLES (EXAMPLE: ACF/D48) ^[9]

Prefix	Type	Length
ACF/	Feeder D 1" grid & hardpan	24 24"
ACJ/	Joiner N 9/16" grid	48 48"
	S Slot grid	96 96"

NOTES

- ¹ For actual length, see page 2 for FIXTURE DETAILS
- ² Lumen output based on 80 CRI, 3500K for single CCT and 4000K for TW. Actual lumens may vary +/-5%, see page 2 for FIXTURE PERFORMANCE DATA.
- ³ Ships with (2) 4' lenses.
- ⁴ Extended lead times may apply. Consult factory for availability.
- ⁵ See page 3 for FINISH OPTIONS. See page 3 for MOUNTING DETAILS.
- ⁶ See page 3 for NODE CONNECTION DETAILS. For additional PoE info, see hew.com/platformatics.
- ⁷ Required when row mounting with aircraft cables
- ⁸ Low-voltage cord recommended, ships separately. See page 3 for MOUNTING DETAILS. Field-adjustable up and down in 7-1/2" increments.
- ⁹ Must specify low-voltage cord. See page 3 for MOUNTING DETAILS. Requires RA-75 row aligner. See page 3 for MOUNTING ACCESSORIES DETAILS.



FIXTURE PERFORMANCE DATA

STANDARD

	LED PACKAGE	DELIVERED LUMENS	WATTAGE	EFFICACY (lm/W)
2'	P20	2007	16	125.4
	P28	2845	24	118.5
4'	P20	2031	16	126.9
	P29	2900	25	116.0
	P60	6041	50	120.8
8'	P31	3122	25	124.9
	P60	6022	49	122.9
	P120 ¹	12081	100	120.8

TUNABLE WHITE

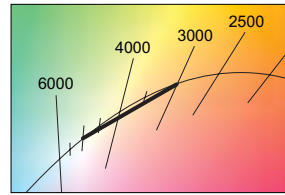
	LED PACKAGE	DELIVERED LUMENS	WATTAGE	EFFICACY (lm/W)
2'	P20	2038	18.2	111.7
	P28	2825	26.6	106.3
4'	P20	2001	16.7	119.5
	P29	2939	25.6	115.0
	P60	6022	50	120.4
8'	P31	3148	26	121.3
	P60	6024	50.2	120.1
	P120 ¹	12044	100	120.4

MULTIPLIER TABLE

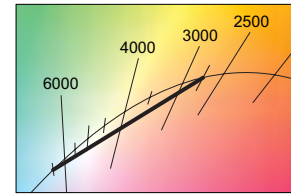
	COLOR TEMPERATURE			
	CCT	STANDARD	TW	TW2
80 CRI	2700K	0.97	-	0.93
	3000K	0.99	0.95	0.95
	3500K	1.00	0.98	0.98
	4000K	1.03	1.00	1.00
	5000K	1.06	0.96	1.02
	6500K	-	-	1.01
90 CRI	2700K	0.80	-	0.93
	3000K	0.82	0.91	0.95
	3500K	0.83	0.96	0.98
	4000K	0.86	1.00	1.00
	5000K	0.89	1.03	1.03
	6500K	-	-	1.02

- 1 Fixture contains two nodes, one power drop per node required.
- Photometrics tested in accordance with IESNA LM-79. Results shown are based on 25°C ambient temperature.
- Standard results based on 3500K standard, 80 CRI, actual lumens may vary +/-5%
- Tunable white results based on 4000K standard, 80 CRI, actual lumens may vary +/-5%
- Use multiplier table to calculate additional options.

TW

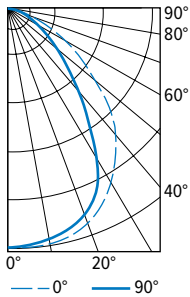


TW2



PHOTOMETRY

75L-4-P60/835-DMA Total Luminaire Output: 6041 lumens; 50 Watts | Efficacy: 121 lm/W | 80 CRI; 3500K CCT

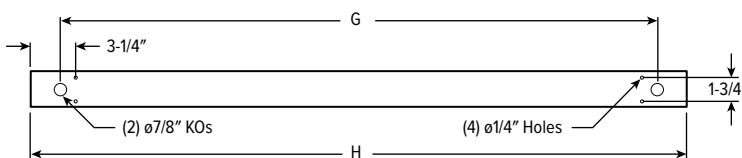


VERTICAL ANGLE	HORIZONTAL ANGLE			ZONAL LUMENS
	0°	45°	90°	
0	2651	2651	2651	
5	2700	2639	2587	250
15	2585	2506	2432	704
25	2348	2238	2118	1026
35	1995	1870	1671	1157
45	1597	1421	1174	1084
55	1123	966	789	866
65	700	591	458	585
75	342	275	207	296
85	82	61	43	73
90	0	0	0	

LUMEN SUMMARY	ZONE	LUMENS	% FIXTURE
	0 - 30	1981	33
	0 - 40	3137	52
	0 - 60	5087	84
	0 - 90	6041	100
	0 - 180	6041	100

FIXTURE DETAILS

BACKVIEW

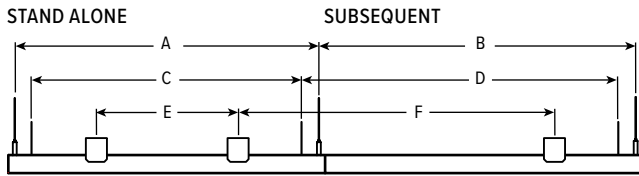


	7/8" KOs (G)	ACTUAL FIXTURE LENGTH (H)
2'	18-3/8"	22-1/2"
4'	40-1/2"	44-5/8"
8'	85-1/8"	89-1/4"



75L PoE | tunable WHITE Flat Lens Strip

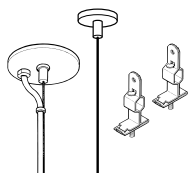
MOUNTING DETAILS



MOUNTING LENGTH

	AIRCRAFT CABLE		VBY HANGER		315 SPACER	
	A	B	C	D	E	F
2'	21-1/2"	22-1/2"	19"	22-1/2"	10"	22-1/2"
4'	43-5/8"	44-5/8"	41-1/4"	44-5/8"	32"	44-5/8"
8'	88-3/16"	89-1/4"	85"	89-1/4"	77"	89-1/4"

STANDARD HARDWARE FOR SUSPENDED PRODUCT



Notes:

- Fixtures are provided with adjustable length aircraft cables and mounting hardware, must specify.
- Electrical supply is brought into the feeder fixture, either as part of a row or as a stand-alone unit. Joiner fixtures complete the row. One power drop per node required.

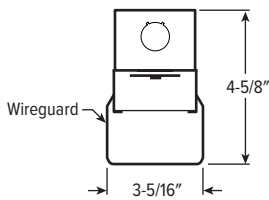
LOW-VOLTAGE CORD OPTIONS

Must specify low-voltage cord when cable mounting.

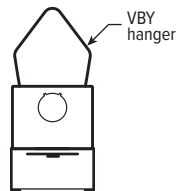
ORDERING EXAMPLE: P24/W		
CORD TYPE	LENGTH	COLOR
P	24 24"	/W White
	48 48"	/B Black
	96 96"	

MOUNTING ACCESSORIES DETAILS

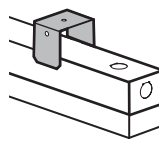
WG-75



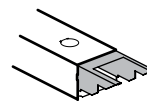
VBY



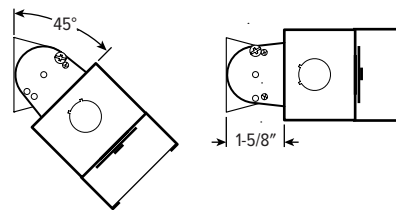
315



RA-75

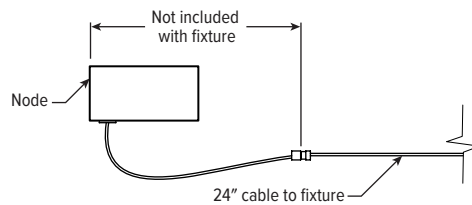


45AMB




NODE CONNECTION DETAILS

Includes 24" cable with 4-position mating connector for Platformatics POE-LN2 node. See node spec sheet for details: platformatics.com/product/poe-ln2



FINISH OPTIONS



For custom color, please specify RAL code or a manufacturer code with description. All custom colors other than RAL require two sample swatches, minimum 1" square.

