

CATALOG #: _____

Type: _____

PROJECT: _____

FEATURES

- Complementary to Williams' AIW Series, the decorative and versatile AI3 provides functional indirect illumination
- Non-perforated housing or 33% open perforation beneath LEDs offers choice of appearance
- Translucent matte white acrylic over perforations provides uniform, luminous effect
- Die-formed, decorative end caps
- 90° corners available
- Maximize energy savings with efficacies as high as 125 lm/W
- Driver and wireway assembly remove for easy maintenance
- Self-aligning joining method ensures straight rows
- Available with Avi-on wireless fixture controls
- Made Right Here® in the USA

SPECIFICATIONS

- HOUSING** – 20-gauge die-formed, welded C.R.S.
- REFLECTIVE SURFACES** – 92% minimum average reflective white polyester powder coat on interior steel components.
- SHIELDING** – Die-formed C.R.S. white polyester powder coated diffuser. Frosted acrylic.
- FINISH** – Textured matte white polyester TGIC powder coat bonded to phosphate-free, multi-stage pretreated metal. All parts painted after fabrication to facilitate installation, increase efficiency, and inhibit corrosion.
- ELECTRICAL** – High quality mid-power LED boards. See fixture performance data for lumen maintenance.
- MOUNTING** – Suspended. 1/16" diameter adjustable steel leveling aircraft cable and mounting hardware necessary for grid ceiling applications provided.
- LISTINGS** – cCSAus certified as luminaire suitable for dry or damp locations.
- WARRANTY** – 5-year limited warranty, see hew.com/warranty.

ORDERING EXAMPLE: AI3 P33 - 4 - L27/835 - AC/D48 - OPTIONS - CONTROL/DIM - UNV

ORDERING INFO

SERIES	PERFORATION OPTIONS ^[1]	LENGTH	LUMENS ^[2]	CRI	CCT
AI3	P33 33% open perforation with 2 matte white acrylic overlay strips	Stand-alone – 4' & 8' nominal lengths, fixture ships assembled. Example: 4 = 4'	L16 1,600lm	8 80	27 2700K
		Row-mount – Lengths specified in 4' increments Example: 12 = 12'	L27 2,700lm	9 90 ^[3]	30 3000K
	P33F 33% open perforation, full SLD Solid bottom				35 3500K 40 4000K 50 5000K

PRODUCT BUILDER

Simplify ordering & layout design with the Williams Linear Product Builder at hew.com/product-builder

MOUNTING (EXAMPLE: AC/D48) ^[4]

Prefix	Type	Length
AC/	D 1" grid & hardpan	24 24"
	N 9/16" grid	48 48"
	S Slot grid	96 96"

OPTIONS ^[5]

EM/7W	7-watt emergency battery
EM/10WLP	Low-profile, 10-watt emergency LED battery ^[6]
AI390	Corner assembly ^[7]
(L__)	Additional lower lumen packages available ^[8] Example: 2500 lumens = AI3P33-4-L27/835-(L25)

CONTROL ^[9]

–	None
AVI-LVFA	Avi-on wireless fixture control ^[11]
AVI-LVFA-CS2-PIR	Avi-on wireless fixture control with PIR motion and daylight sensor ^[12]
VDO	Lutron Vive integral fixture control, RF with daylight and occupancy sensor (DFCSJ-OEM-OCC) ^[13]
VRF	Lutron Vive integral fixture control, RF only (DFCSJ-OEM-RF) ^[14]

DRIVER ^[10]

DIM	Driver with external dimming wires
DRV	Driver without external dimming wires
DA	Driver with 12V auxiliary power, without external dimming wires ^[15]
DSR	Sensor-ready driver ^[16]

VOLTAGE

120	120V
277	277V
UNV	120-277V
347	347V ^[17]

NOTES

- See page 2 for PERFORATION OPTIONS DETAILS.
- Lumens per foot output based on P33F perforation and 3500 CCT. Actual lumens may vary +/-5%, see page 2 for FIXTURE PERFORMANCE DATA. Additional lumen packages available, see Options.
- Extended lead times may apply. Consult factory for availability.
- See page 3 for MOUNTING DETAILS.
- See page 3 for FINISH OPTIONS. Custom colors available upon request.
- Minimum 4' row.
- Ordered separately. See page 2 for CORNER ASSEMBLY DETAIL.
- (L8) lumen package minimum. Specify in increments of 100 nominal lumens. Option must be specified with next higher lumen package.

- See page 4 for AVI-ON BLUETOOTH WIRELESS CONTROL DETAILS. See page 3 for SENSOR PLACEMENT DETAILS. See page 5 for ADDITIONAL CONTROL OPTIONS.
- See page 5 for ADDITIONAL DRIVER OPTIONS.
- DA Driver only.
- DA Driver only.
- DSR or LDE Drivers only. LDE drivers require driver interface.
- DSR or LDE Drivers only. LDE drivers require driver interface.
- Avi-on Controls only.
- VDO and VRF Controls only.
- Not available with EM batteries or Avi-on Controls.



FIXTURE PERFORMANCE DATA

	LED PACKAGE	DELIVERED LUMENS	WATTAGE	EFFICACY (lm/W)	LUMEN MAINTENANCE		
					L80	L85	L90
4"	L16	6468	52.6	123.1	>72000	58,000	36,000
	L27	10904	86.9	125.5	>72000	58,000	36,000
8"	L16	12814	102.6	124.9	>72000	58,000	36,000
	L27	21807	173.8	125.5	>72000	58,000	36,000

- Photometrics tested in accordance with IESNA LM-79. Results shown are based on 25°C ambient temperature.
- Wattage shown is average for 120V through 277V input.
- Results based on P33F perforation and 3500K, 80 CRI, actual lumens may vary +/-5%
- Predicted lumen maintenance calculated from LED manufacturer IES LM-80 data and In situ temperature measurement.
- Predicted lumen maintenance calculated in accordance with IES TM-21 per Energy Star (R) TM-21 Calculator rev. 02.08.16.
- Use multiplier tables to calculate additional options.

MULTIPLIER TABLES

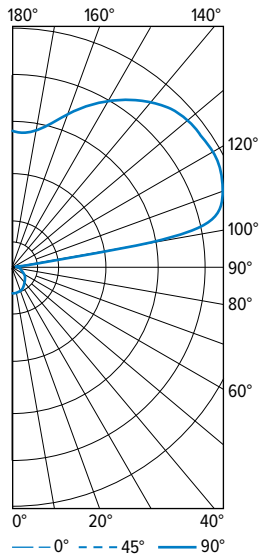
	COLOR TEMPERATURE	
	CCT	CONVERSION FACTOR
	80 CRI	2700K
	3000K	0.99
	3500K	1.00
	4000K	1.03
	5000K	1.06

SHIELDING	
CATALOG NUMBER	CONVERSION FACTOR
P33F	1.00
P33	0.98
SLD	0.95

	80 CRI	
	2700K	0.80
	3000K	0.82
	3500K	0.83
	4000K	0.86
5000K	0.89	

PHOTOMETRY

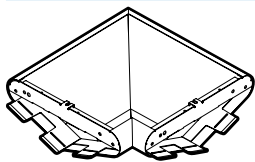
AI3P33F-4-L27/835-DIM-UNV Total Luminaire Output: 10904 lumens; 86.9 Watts | Efficacy: 125.5 lm/W | 80 CRI; 3500K CCT



VERTICAL ANGLE	HORIZONTAL ANGLE			ZONAL LUMENS
	0°	45°	90°	
0	310	310	310	
5	316	307	304	29
15	299	292	291	83
25	267	265	271	122
35	223	225	233	141
45	168	177	189	137
55	108	128	146	113
65	48	82	101	78
75	17	45	68	47
85	5	24	43	29
90	11	20	34	
95	119	476	130	606
105	387	1962	2417	1770
115	672	2093	2611	1890
125	929	2167	2599	1770
135	1134	2089	2530	1517
145	1293	1945	2316	1172
155	1416	1744	2011	800
165	1510	1582	1681	453
175	1553	1539	1523	147
180	1533	1533	1533	

LUMEN SUMMARY	ZONE	LUMENS	% FIXTURE
	0 - 30	234	2
0 - 40	375	3	
0 - 60	626	6	
0 - 90	779	7	
90 - 120	4265	39	
90 - 150	8725	80	
90 - 180	10125	93	
0 - 180	10904	100	

CORNER ASSEMBLY DETAIL



PERFORATION OPTIONS DETAILS

P33F



P33

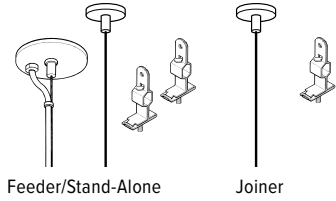


SLD



MOUNTING DETAILS

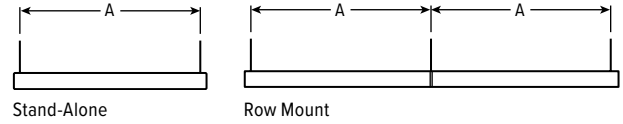
STANDARD HARDWARE FOR SUSPENDED PRODUCT (Grid and Hardpan)



Notes:


- Fixtures are provided with adjustable length aircraft cables and mounting hardware, must specify.
- Electrical supply is brought into the feeder fixture, either as part of a row or as a stand-alone unit. Joiner fixtures complete the row.
- The feeder kits are standard with a 5" canopy to cover the junction box and a 2" canopy at the non-feed point. No J-box is required at non-feed points.

CENTER-TO-CENTER MOUNTING



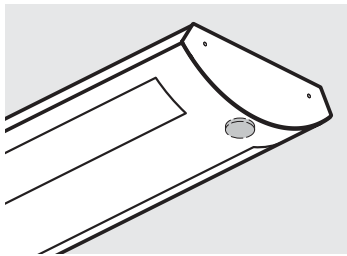
DIMENSION A	
4'	48"
8'	96"

FINISH OPTIONS



For custom color, please specify RAL code or a manufacturer code with description. All custom colors other than RAL require two sample swatches, minimum 1" square.

SENSOR PLACEMENT DETAILS



SEE NEXT PAGE FOR CONTROL DETAILS.

AVI-ON BLUETOOTH WIRELESS CONTROL DETAILS

AVI-ON NETWORK FEATURES

Simple

- Gateway-free distributed control
- Factory pre-commissioning
- Contractor friendly installation
- Occupancy/vacancy/daylight sensing

Scalable

- Virtually unlimited network size
- Spans small areas to large warehouses
- Flexible control strategies

Secure


- Optional cloud connectivity
- UL IoT platinum security rating
- DLC 5.0 compliant

DIGITAL INSTALLATION TOOLS

Avi-On mobile apps provide intuitive, quick installation and commissioning. Pro tools are available to qualified installers.



Commissioning Mobile App



Zone Scanner Web App



Commissioning Pro App

SYSTEM COMPONENTS



The Bluetooth® word mark and logos are registered trademarks owned by Bluetooth SIG, Inc. and any use of such marks by Avi-On is under license. Other trademarks and trade names are those of their respective owners.

ACCESSORIES

WALL STATIONS	
AVI-2401AC	Scene controller - numbered 1-4, 120-277VAC
AVI-2402BAT	Scene controller - numbered 1-4, battery powered
AVI-2401AC-2	Dimmer with presets - percentages, 120-277VAC
AVI-2402BAT-2	Dimmer with presets - percentages, battery powered
AVI-2401AC-3	On/off/dimming, 120-277VAC
AVI-2402BAT-3	On/off/dimming, battery powered
CONNECTIVITY	
AVI-2001RAB-01-P	Remote access bridge for projects 100 or greater
AVI-2001RAB-01-C	Remote access bridge for projects less than 100
AVI-KIT-NTM	Network time manager with Battery Backup
CEILING MOUNT SENSORS	
AVI-KIT-SEN-DUCM	PIR motion and ultrasonic sensor kit
AVI-KIT-SEN-ICM	PIR motion and photocell sensor kit

For load controllers and additional accessory info, see hew.com/avi-on

AVI-LVFA-CS2-PIR Avi-on wireless fixture control with PIR motion and daylight sensor. DA Driver only.

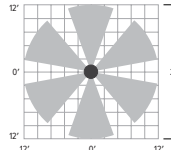
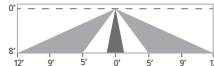
SPECIFICATIONS	
TYPE	PIR Motion + Daylight
MOUNTING HEIGHT	8' - 10'
DETECTION ANGLE	360°
TEMPERATURE RANGE	-30° to 50°C
RELATIVE HUMIDITY	10 to 80% non-condensing
IP RATING	IP20
MANUFACTURER	Avi-On

Bluetooth® Lighting Controls

SENSOR COVERAGE PATTERNS

Side View

8' height: Ø24' coverage



SENSOR DETAIL



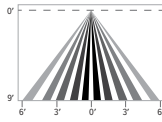
ADDITIONAL CONTROL OPTIONS

VDO Lutron Vive integral fixture control, RF with daylight and occupancy sensor (DFCSJ-OEM-OCC). DSR or LDE Drivers only. LDE drivers require driver interface

SPECIFICATIONS	
TYPE	PIR Motion + Daylight
MOUNTING HEIGHT	8' – 12'
DETECTION ANGLE	360°
TEMPERATURE RANGE	0° to 55°C
RELATIVE HUMIDITY	0 to 90%, non-condensing
COMMISSIONING	App (iOS or Android)
MANUFACTURER	Lutron

SENSOR COVERAGE PATTERNS

9' height: ø12' coverage



MOTION SENSOR COVERAGE

CEILING HEIGHT	COVERAGE AREA (SQ FT)
8'	114
9'	144
10'	178
12'	256

SENSOR DETAIL



VIVE CONTROL OPTIONS

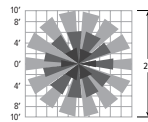
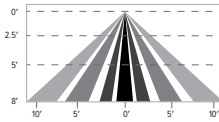
CATALOG NUMBER	DESCRIPTION
VDO	Lutron Vive integral fixture control, RF with daylight and occupancy sensor (DFCSJ-OEM-OCC), for use with sensor-ready driver
VRF	Lutron Vive integral fixture control, RF only (DFCSJ-OEM-RF), for use with sensor-ready driver
VDO/DBI	Lutron Vive integral fixture control, RF with daylight and occupancy sensor (DFCSJ-OEM-OCC) and digital link interface, for use with Lutron Hi-lume 1% EcoSystem dimming LED driver
VRF/DBI	Lutron Vive integral fixture control, RF only (DFCSJ-OEM-RF) and digital link interface, for use with Lutron Hi-lume 1% EcoSystem dimming LED driver

WS-FS-305-L6-PP-120/277 Wattstopper PIR motion and daylight hold off sensor with power pack, 120/277V


SPECIFICATIONS	
TYPE	PIR Motion + Daylight Hold Off
MOUNTING HEIGHT	8'
LENS	Indoor, non-wet location use
DETECTION ANGLE	360°
TEMPERATURE RANGE	-40° to 55°C
RELATIVE HUMIDITY	5% to 95%, non-condensing
COMMISSIONING	Dials under lens

SENSOR COVERAGE PATTERNS

8' height: ø20' coverage



SENSOR DETAIL

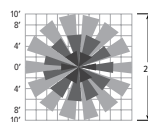
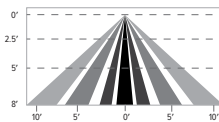


WS-LMFS-601-PP-120/277 Wattstopper PIR motion and daylight sensor with power pack, 120/277V

SPECIFICATIONS	
TYPE	PIR Motion + Daylight
MOUNTING HEIGHT	8' – 12'
LENS	Up to 300 sq/ft coverage
DETECTION ANGLE	360°
TEMPERATURE RANGE	0° to 50°C
RELATIVE HUMIDITY	0 to 90%, non-condensing
COMMISSIONING	App (iOS or Android)

SENSOR COVERAGE PATTERNS

8' height: ø20' coverage



SENSOR DETAIL



ADDITIONAL DRIVER OPTIONS

Note: Lumen restrictions apply, consult product builder at hew.com/product-builder.

CATALOG NUMBER	DESCRIPTION
DRV	Driver prewired for non-dimming applications
DIM	Dimming driver prewired for 0-10V low voltage applications
DIM1	1% dimming driver prewired for 0-10V low voltage applications
DIM LINE	Line voltage dimming driver (TRIAC and ELV compatible, 120V only)
DIM TRC	Line voltage dimming driver (TRIAC compatible, 120V only)
DA	Dimming driver with 12V auxiliary
DSR	Sensor-ready driver
SD40	40% step-dimming driver
SD50	50% step-dimming driver
DALI	DALI dimming driver
LDE1	Lutron Hi-lume 1% EcoSystem dimming LED driver

