

CATALOG #: _____

TYPE: _____

PROJECT: _____

FEATURES

- Wall or ceiling mount adds versatility
- Optional anti-microbial finish for healthcare applications
- Welded end caps for a crisp, clean appearance
- Fully-enclosed spring-loaded cam latches
- Optional tamper-resistant screws for vandal-prone areas
- Optional wireguard provides added protection
- High-performance up to 119 lm/W
- Available with Avi-on wireless fixture controls
- Made Right Here® in the USA

SPECIFICATIONS

- HOUSING – 20-gauge die-formed C.R.S.
- REFLECTIVE SURFACES – 92% minimum average reflective white polyester powder coat on interior steel components.
- SHIELDING – Frosted acrylic, pattern #12, .125" thick
- FINISH – 92% minimum average reflective white polyester powder coat bonded to phosphate-free, multi-stage pretreated metal. All parts painted after fabrication to facilitate installation, increase efficiency, and inhibit corrosion.
- ELECTRICAL – High-quality mid-power LED boards. See fixture performance data for lumen maintenance. 25°C maximum ambient operating temperature.
- MOUNTING – Wall or ceiling mount.
- LISTINGS – cCSAus certified as luminaire suitable for dry or damp locations.
- WARRANTY – 5-year limited warranty, see hew.com/warranty.

ORDERING EXAMPLE: CL - 4 - L94/840 - F AF12125 - OPTIONS - CONTROL/DRV - UNV

ORDERING INFO

SERIES	LENGTH	LUMENS ^[1]	CRI	CCT	DOOR FRAME	SHIELDING	
CL	4 4'	L54	5,400lm	8 80	30 3000K	F White flat aluminum	AF12125 Frosted acrylic, pattern #12, .125" thick
		L88	8,800lm		35 3500K	R White regress aluminum	
		L94	9,400lm		40 4000K	FB Black flat aluminum	DMA Diffuse matte acrylic, .080" thick
		L120	12,000lm			RB Black regress aluminum	

OPTIONS ^[2]	CONTROL	DRIVER	VOLTAGE
EM/10W (L__)	10-watt emergency battery Additional lower lumen packages available Example: 9,000 lumens = CL-4-L94/840-(L90) ^[3]	– None AVI-LVFA Avi-on wireless fixture control ^[6]	DIM Driver with external dimming wires 277 277V DRV Driver without external dimming wires UNV 120-277V
AMW	Anti-microbial white finish	DA Driver with 12V auxiliary power, without external dimming wires ^[7]	
DG	Double gasket ^[4]		
TP	Tamper-resistant screws ^[5]		
WG-CL-4	Wireguard, 14-gauge, white, 4'		

ACCESSORIES

TPTG TOOL Tamper-resistant tool for tri-groove screws. ^[8]



NOTES

- ¹ Lumen output based on 4000 CCT. Actual lumens may vary +/-5%, see page 2 for FIXTURE PERFORMANCE DATA.
- ² See page 2 for FINISH OPTIONS. Custom colors available upon request.
- ³ Specify in increments of 100 nominal lumens. Option must be specified with next higher lumen package.
- ⁴ Flat aluminum door only.
- ⁵ This option requires a tamper-resistant tool, see Accessories.
- ⁶ DA Driver only. See page 3 for AVI-ON BLUETOOTH WIRELESS CONTROL DETAILS.
- ⁷ Avi-on Controls only.
- ⁸ Tamper-resistant tool must be ordered separately. Please specify quantity required per project.

FIXTURE PERFORMANCE DATA

LED PACKAGE	DELIVERED LUMENS	WATTAGE	EFFICACY (lm/W)	LUMEN MAINTENANCE		
				L80	L85	L90
L54	5,448	46.8	116.3	72,000	58,000	36,000
L88	8,879	74.1	119.8	72,000	58,000	36,000
L94	9,522	80.5	118.3	72,000	58,000	36,000
L120	12,037	106.3	113.2	72,000	58,000	36,000

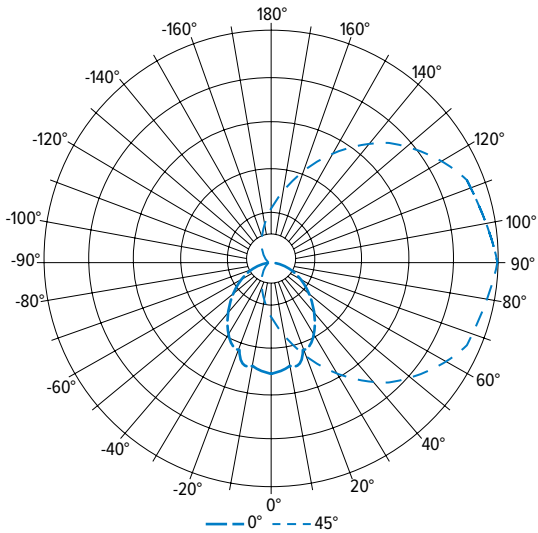
MULTIPLIER TABLE

COLOR TEMPERATURE	
CCT	CONVERSION FACTOR
3000K	0.96
3500K	0.97
4000K	1.00

- Photometrics tested in accordance with IESNA LM-79. Results shown are based on 25°C ambient temperature.
- Wattage shown is average for 120V through 277V input.
- Results based on 4000K, 80 CRI, actual lumens may vary +/-5%
- Predicted lumen maintenance calculated from LED manufacturer IES LM-80 data and In situ temperature measurement.
- Predicted lumen maintenance calculated in accordance with IES TM-21 per Energy Star (R) TM-21 Calculator rev. 02.08.16.
- Use multiplier table to calculate additional options.

PHOTOMETRY

CL-4-L94-840-FAF12125-DIM-UNV Total Luminaire Output: 9522 lumens; 80.5 Watts | Efficacy: 118 lm/W | 80 CRI; 4000K CCT

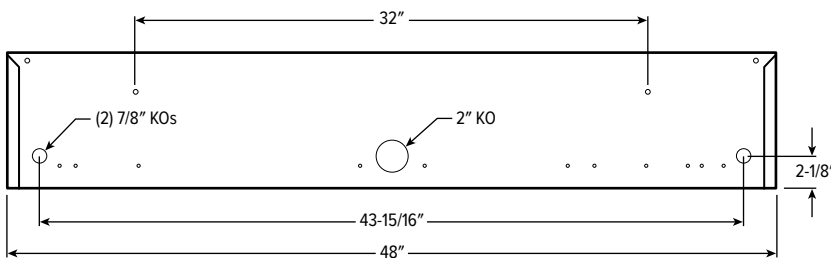


VERTICAL ANGLE	HORIZONTAL ANGLE					ZONAL LUMENS
	0°	45°	90°	135°	180°	
0	1856	1856	1856	1856	1856	
5	2302	2143	1816	1610	1488	177
15	3212	2739	1779	1147	947	536
25	3926	3148	1542	715	532	872
35	4332	3357	1292	460	259	1153
45	4586	3394	978	196	32	1322
55	4377	3107	700	32	0	1354
65	4072	2707	473	0	0	1278
75	3357	2093	282	0	0	1075
85	2694	1534	109	0	0	803
90	2088	1156	0	0	0	
95	1770	928	0	0	0	496
105	1023	510	0	0	0	271
115	591	255	0	0	0	133
125	296	0	0	0	0	46
135	22	0	0	0	0	5
145	0	0	0	0	0	0
155	0	0	0	0	0	0
165	0	0	0	0	0	0
175	0	0	0	0	0	0
180	0	0	0	0	0	0

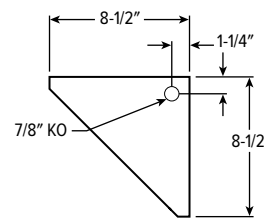
LUMEN SUMMARY	ZONE	LUMENS	% FIXTURE
	0 - 30	1585	17
0 - 40	2738	29	
0 - 60	5414	57	
0 - 90	8571	90	
90 - 120	900	9	
90 - 130	946	10	
90 - 150	951	10	
90 - 180	951	10	
0 - 180	9522	100	

FIXTURE DETAILS


BACKVIEW



SIDEVIEW



FINISH OPTIONS



For custom color, please specify RAL code or a manufacturer code with description. All custom colors other than RAL require two sample swatches, minimum 1" square.

AVI-ON BLUETOOTH WIRELESS CONTROL DETAILS

AVI-ON NETWORK FEATURES

Simple

- Gateway-free distributed control
- Factory pre-commissioning
- Contractor friendly installation
- Occupancy/vacancy/daylight sensing

Scalable

- Virtually unlimited network size
- Spans small areas to large warehouses
- Flexible control strategies

Secure


- Optional cloud connectivity
- UL IoT platinum security rating
- DLC 5.0 compliant

DIGITAL INSTALLATION TOOLS

Avi-On mobile apps provide intuitive, quick installation and commissioning. Pro tools are available to qualified installers.



Commissioning Mobile App



Zone Scanner Web App



Commissioning Pro App

SYSTEM COMPONENTS



The Bluetooth® word mark and logos are registered trademarks owned by Bluetooth SIG, Inc. and any use of such marks by Avi-On is under license. Other trademarks and trade names are those of their respective owners.

ACCESSORIES

WALL STATIONS	
AVI-2401AC	Scene controller - numbered 1-4, 120-277VAC
AVI-2402BAT	Scene controller - numbered 1-4, battery powered
AVI-2401AC-2	Dimmer with presets - percentages, 120-277VAC
AVI-2402BAT-2	Dimmer with presets - percentages, battery powered
AVI-2401AC-3	On/off/dimming, 120-277VAC
AVI-2402BAT-3	On/off/dimming, battery powered
CONNECTIVITY	
AVI-2001RAB-01-P	Remote access bridge for projects 100 or greater
AVI-2001RAB-01-C	Remote access bridge for projects less than 100
AVI-KIT-NTM	Network time manager with Battery Backup
CEILING MOUNT SENSORS	
AVI-KIT-SEN-DUCM	PIR motion and ultrasonic sensor kit
AVI-KIT-SEN-ICM	PIR motion and photocell sensor kit

For load controllers and additional accessory info, see hew.com/avi-on