

CATALOG #: _____

TYPE: _____

PROJECT: _____

FEATURES

- Tunable white from 3000K to 5000K CCT, minimum 80 CRI
- Wide, convex lens provides modern style
- Room-side access
- 3-11/16" depth for shallow plenum applications
- High efficacy fixture delivers up to 118 lm/W
- Rated for direct contact with insulation
- Heavy duty C.R.S. construction
- Made Right Here® in the USA

SPECIFICATIONS

- HOUSING/REFLECTOR – Precision die-formed 22-gauge C.R.S.
- SHIELDING – Diffuse acrylic.
- FINISH – Highly reflective non-glare matte white polyester powder coat bonded to phosphate-free, multi-stage pretreated metal. All parts painted after fabrication to facilitate installation, increase efficiency, and inhibit corrosion.
- ELECTRICAL – High quality mid-power LED board. L70 > 60,000 hours per IES TM-21. Tunable White products use LEDs of multiple CCTs and may produce a perceptibly different shade of white from single-CCT products at the same CCT. All CCTs are within 3 MacAdam ellipses.
- MOUNTING – Designed for NEMA Type "G" 1" grid ceiling standard. For NEMA Type "NFG" and "SG" 9/16" grid installations, specify EQCLIPS option. Drywall kit accessories available for flange applications, shipped separately, see options.
- LISTINGS –
 - CCSAus certified as luminaire suitable for dry or damp locations.
 - IC-rated for direct contact with insulation.
 - City of Chicago Environmental Air approved when specified with CP option.
- WARRANTY – 5-year limited fixture warranty, see hew.com/warranty.

ORDERING EXAMPLE: CT - 24 - L77/8TW - A - OPTIONS - DALI - UNV

ORDERING INFO

SERIES	WIDTH	LENGTH	LUMENS ⁽¹⁾	COLOR	SHIELDING
CT	2 2'	2 2'	2x2	8TW Tunable white (80 CRI, 3000K-5000K)	A Diffuse acrylic
		4 4'	L30 3,000lm		
		L45 4,500lm			
		2x4			
		L34 3,400lm			
		L58 5,800lm			
		L77 7,700lm			

OPTIONS

- EM/10WLP** Low-profile 10-watt emergency battery ^[3]
- EM/10WRM** Remote mount 10-watt emergency battery
- EQCLIPS** Earthquake clips ^[4]
- (L__)** Additional lower lumen packages available. Specify in increments of 100 nominal lumens. Option must be specified with next higher lumen package
Example: 7,000 nominal lumens = CT-24-L77/8TW-(L70)
- AMW** Anti-microbial white finish
- CP** Chicago plenum (CCEA)
- DFK-2424W** Drywall kit, 24" x 24", white ^[5]
- DFK-2448W** Drywall kit, 24" x 48", white ^[6]

CONTROL ^[2]

- DALI** Driver prewired for DALI applications
- DIM** Dimming driver with (1) 0-10V signal to control dimming and (1) 0-10V signal to control CCT
- DMX** Driver prewired for DMX applications
- PSQ** Lutron T-Series 2-channel tunable white 1%

VOLTAGE

- 120** 120V
- 277** 277V
- UNV** 120-277V

NOTES

- ¹ Nominal lumen output based on 4000 CCT. Actual lumens may vary +/-5%. See page 2 for FIXTURE PERFORMANCE DATA.
- ² See page 2 for CONTROL DETAILS.
- ³ 2' x 4' only.
- ⁴ 4 per fixture. Optional for 1" grid installations. Required for 9/16" grid mounting.
- ⁵ See page 3 for DRYWALL KIT (DFK) OPTIONS.
- ⁶ See page 3 for DRYWALL KIT (DFK) OPTIONS.

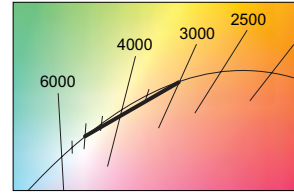


FIXTURE PERFORMANCE DATA

	LED PACKAGE	DELIVERED LUMENS	WATTAGE	EFFICACY (lm/W)
2x2	L30	3000	27.9	107.5
	L45	4500	38.8	116.0
2x4	L34	3400	28.6	118.9
	L58	5800	52.6	110.3
	L77	7700	65.0	118.5

MULTIPLIER TABLE

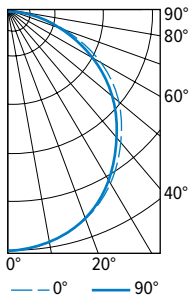
CCT	CONVERSION FACTOR	
	LUMENS	WATTAGE
3000K	0.95	1.04
3500K	0.98	1.02
4000K	1.00	1.00
5000K	0.96	1.04



- Photometrics tested in accordance with IESNA LM-79. Results shown are based on 25°C ambient temperature.
- Wattage shown is average for 120V through 277V input.
- Results based on 4000K, 80 CRI, actual lumens may vary +/-5%
- Use multiplier table to calculate additional options.

PHOTOMETRY

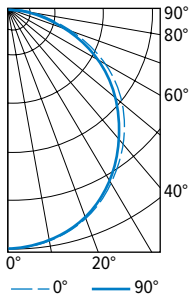
CT-22-L45/8TW-A-DIM-UNV Total Luminaire Output: 4500 lumens; 38.8 Watts | Efficacy: 116.0 lm/W | 84 CRI; 3520K CCT | IES Spacing Criteria: End: 1.2, Across: 1.2



VERTICAL ANGLE	HORIZONTAL ANGLE			ZONAL LUMENS
	0°	45°	90°	
0	1570	1570	1570	
5	1565	1559	1559	148
15	1503	1503	1509	425
25	1389	1392	1401	641
35	1212	1226	1247	768
45	1010	1031	1063	798
55	784	814	845	726
65	540	571	597	563
75	297	316	328	333
85	83	86	89	98
90	4	8	4	

LUMEN SUMMARY	ZONE	LUMENS	% FIXTURE
	0 - 40	1983	44
	0 - 60	3507	78
	0 - 90	4500	100
	0 - 180	4500	100

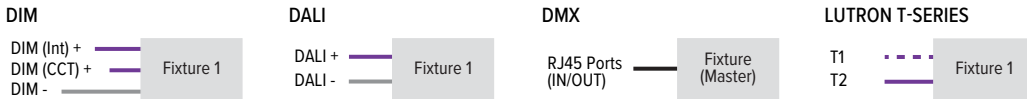
CT-24-L77/8TW-A-DIM-UNV Total Luminaire Output: 7700 lumens; 65 Watts | Efficacy: 118.0 lm/W | 84 CRI; 3490K CCT | IES Spacing Criteria: End: 1.2, Across: 1.2



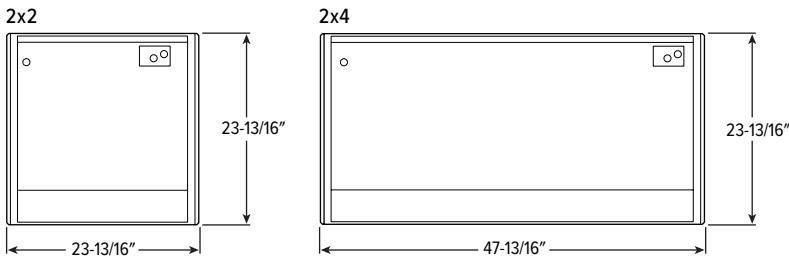
VERTICAL ANGLE	HORIZONTAL ANGLE			ZONAL LUMENS
	0°	45°	90°	
0	2611	2611	2611	
5	2593	2597	2599	247
15	2498	2502	2523	707
25	2307	2322	2342	1071
35	2047	2077	2102	1297
45	1730	1763	1807	1362
55	1364	1406	1450	1251
65	935	990	1033	976
75	510	561	591	590
85	147	177	204	198
90	10	43	58	

LUMEN SUMMARY	ZONE	LUMENS	% FIXTURE
	0 - 40	3321	43
	0 - 60	5935	77
	0 - 90	7699	100
	0 - 180	7700	100

CONTROL DETAILS



BACK VIEW DETAILS

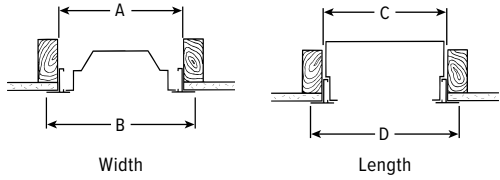


DRYWALL KIT (DFK) OPTIONS

ORDERING EXAMPLE: DFK - 24 48 W			
SERIES	WIDTH	LENGTH	FINISH
DFK Drywall Kit	See table below	See table below	W White AMW Anti-microbial white

TYPICAL INSTALLATION

Refer to table for dimensions.



CATALOG NUMBER	NOMINAL SIZE	ROUGH-IN		FINISH TRIM SIZE	
		WIDTH (A)	LENGTH (C)	WIDTH (B)	LENGTH (D)
DFK-2424	2' x 2'	24-3/8"	24-3/8"	25-5/16"	25-5/16"
DFK-2448	2' x 4'	24-3/8"	48-3/8"	25-5/16"	49-5/16"