

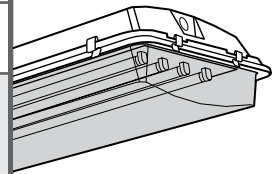
SUBMITTAL:

T8

JOB:

TYPE:

VOLTAGE:



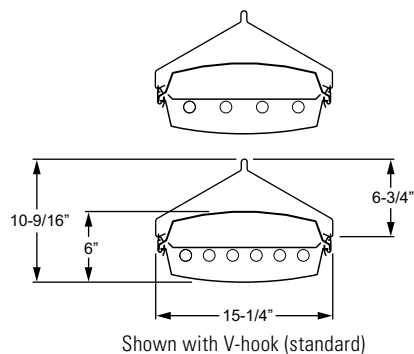
EXAMPLE

EGL - 4 - 6 32 - HIA - OPTIONS - EB2/2/2 - UNV

SERIES	NOMINAL LENGTH	TOTAL WATTAGE/LAMPS	SHIELDING	OPTIONS/ACCESSORIES	BALLAST TYPE	VOLTAGE
EGL	4	6 32	HIA	OPTIONS	EB2/2/2	UNV

FEATURES

- ▶ NEMA 4X, IP66, IP67, and NSF/ANSI Standard 2–Splash Zone certified.
- ▶ Hose-down tested at 1500 PSI @ 1.4 GPM to withstand water penetration.
- ▶ Up to **85.9% optical efficiency**.
- ▶ Precisely formed lens provides maximum efficiency/reduced glare.
- ▶ Seamless closed-cell gasket poured and formed in place.
- ▶ Liquid-tight power entry.
- ▶ A curved-top housing without flanges reduces dust build-up on the fixture.
- ▶ Optional 100% polycarbonate lens available.
- ▶ Wide variety of cord and receptacle options.
- ▶ High-performance highly specular aluminum reflector system optional.
- ▶ All internal parts painted after fabrication to facilitate installation, increase efficiency, and inhibit corrosion.
- ▶ This fixture is proudly made in the USA.



SPECIFICATIONS

Enclosure – Outer housing consists of 5VA (f1) fiberglass, rated for flame and weather resistance.

Internal Housing – 22-gauge die-formed C.R.S.

Latching – Stainless steel latches.

Reflective Surfaces – 92% minimum average reflective white polyester powder coat bonded to phosphate-free, multi-stage pretreated metal.

Shielding – High-impact acrylic (HIA) diffuser.

Electrical – Electronic ballast standard, instant start T8, rated Class P.

Mounting – Suspended with stainless steel V-hooks (standard) or optional ceiling mount brackets. Stem or surface mount not available.

Labels & Certifications – UL/CUL listed as fluorescent luminaire suitable for dry, damp, or wet locations¹; NSF/ANSI Standard 2–Splash Zone certified, IP66 and IP67 certified (IP65 with occupancy sensor option), and rated for NEMA 4X.

ORDERING INFORMATION

SERIES

EGL Enclosed Industrial

NOMINAL LENGTH

4 4'

TOTAL LAMPS

4 or 6

LAMP WATTAGE/TYPE

32 4', 32-watt T8

SHIELDING

HIA High-impact acrylic (standard)
 HIAFR High-impact frosted acrylic
 PC 100% polycarbonate lens

OPTIONS/ACCESSORIES¹

3WC6 3-wire, 6' STOW cord
 3WC20 3-wire, 20' STOW cord
 4WC6 4-wire, 6' STOW cord
 4WC20 4-wire, 20' STOW cord
 3WMR 3-wire mini-male receptacle only
 3WMRC6 3-wire mini-male receptacle with 6' STOW cord
 3WMRC20 3-wire mini-male receptacle with 20' STOW cord
 4WMR 4-wire mini-male receptacle only
 4WMRC6 4-wire mini-male receptacle with 6' STOW cord
 4WMRC20 4-wire mini-male receptacle with 20' STOW cord

OPTIONS/ACCESSORIES (Continued)

REFL SPEC95 Highly specular aluminum reflector
 GMF² Fuse, slow blow (specify voltage)²
 GLR² Fuse, fast blow (specify voltage)²
 TP³ Tamper-resistant screws³
 SSMB Stainless steel ceiling mount brackets (2 per fixture), see back for details
 SSMB Stainless steel
 TPTG TOOL Tamper-resistant tool for tri-groove screws.⁴

OCCUPANCY SENSORS
 Occupancy sensor must be specified from the following (specify voltage):
 OCCWS HB350W-L3W/120
 OCCWS HB350W-L3W/277
 OCCWS FSP-221B-L_-120-480

Factory-installed occupancy and daylight sensor, must specify lens, see page 3 for details. Optional FSIR-100 remote controller available, ordered separately.
 Remote controller for occupancy sensor, please specify quantity required per project, ships separately, see page 3 for details

FSIR-100

Fixture is IP65 certified when specified with occupancy sensor.

BALLAST TYPE

EB4 4-lamp electronic ballast
 EB2/2 (2) 2-lamp electronic ballasts
 EB4/2 (1) 4-lamp and (1) 2-lamp electronic ballast
 EB2/2/2 (3) 2-lamp electronic ballasts

VOLTAGE

120	120V	UNV	120-277V
208	208V	347	347V
240	240V	480	480V
277	277V	HRV	347-480V

¹ When specifying EM option, EM ballast for enclosed and gasketed fixtures is required for fixture to be suitable for wet locations. Wet location cord sets are yellow.
² Two (2) fuses required when specifying 208V or 240V.
³ This option requires a tamper-resistant tool, see TPTG TOOL.
⁴ Tamper-resistant tool must be ordered separately. Please specify quantity required per project.

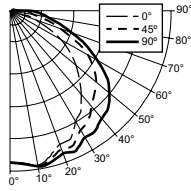


PHOTOMETRY – 6 LAMPS

Catalog #: EGL-4-632-HIA-WHT

TEST REPORT INFORMATION

- ▶ Test Report #: 14233.0
- ▶ Date: 07/30/08
- ▶ Lamp Type: F32T8/835/RS
- ▶ Lamp Quantity: 6



LUMEN SUMMARY

Zone	Lumens	% Lamp	% Fixture
0 - 30	3931.	18.5	23.4
0 - 40	6559.	30.9	39.0
0 - 60	12129.	57.1	72.2
0 - 90	16254.	76.5	96.8
Total Luminaire:			
0 - 180	16799.	79.1	100.0
Total Luminaire Optical Efficiency: 79.1%			
IES Spacing Criteria: End = 1.3, Diagonal = 1.4, Across = 1.5			

CANDLEPOWER DISTRIBUTION

Vertical Angle	Horizontal Angle			Zonal Lumens
	0°	45°	90°	
0	4702.	4702.	4702.	
5	4759.	4750.	4762.	453.9
15	4681.	4775.	4860.	1354.0
25	4369.	4606.	4776.	2123.5
35	3782.	4189.	4549.	2628.0
45	3020.	3664.	4274.	2817.4
55	2260.	3158.	3670.	2751.9
65	1399.	2308.	2620.	2143.6
75	605.	1333.	1636.	1318.8
85	151.	652.	973.	663.3
90	76.	558.	822.	

ZONAL CAVITY COEFFICIENTS

	Ceiling			Wall			Floor			
	.80	.70	.50	.80	.70	.50	.80	.70	.50	
Room Cavity Ratio	0	.94	.94	.94	.91	.91	.91	.86	.86	.86
	1	.85	.81	.78	.83	.79	.76	.75	.73	.70
	2	.77	.71	.65	.75	.69	.64	.66	.62	.58
	3	.71	.62	.56	.69	.61	.55	.58	.53	.49
	4	.65	.55	.48	.63	.54	.47	.52	.46	.41
	5	.59	.48	.41	.57	.47	.41	.45	.39	.35
	6	.54	.43	.36	.52	.42	.35	.41	.35	.30
	7	.50	.39	.32	.48	.38	.31	.36	.30	.26
	8	.46	.35	.28	.44	.34	.27	.33	.27	.22
	9	.42	.31	.24	.41	.30	.24	.29	.23	.19
	10	.39	.28	.22	.38	.28	.21	.26	.21	.17

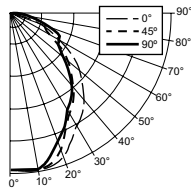
Effective Floor Cavity Reflectance = .20

PHOTOMETRY – 4 LAMPS

Catalog #: EGL-4-432-HIA-REFL SPEC95

TEST REPORT INFORMATION

- ▶ Test Report #: 14232.0
- ▶ Date: 07/29/08
- ▶ Lamp Type: F32T8/835/RS
- ▶ Lamp Quantity: 4



LUMEN SUMMARY

Zone	Lumens	% Lamp	% Fixture
0 - 30	3651.	25.8	30.0
0 - 40	5777.	40.8	47.5
0 - 60	9512.	67.2	78.2
0 - 90	11952.	84.4	98.2
Total Luminaire:			
0 - 180	12169.	85.9	100.0
Total Luminaire Optical Efficiency: 85.9%			
IES Spacing Criteria: End = 1.2, Diagonal = 1.1, Across = 1.1			

CANDLEPOWER DISTRIBUTION

Vertical Angle	Horizontal Angle			Zonal Lumens
	0°	45°	90°	
0	4776.	4776.	4776.	
5	4820.	4789.	4790.	457.9
15	4794.	4741.	4538.	1330.6
25	4314.	3920.	3818.	1863.0
35	3775.	3296.	3182.	2125.8
45	3072.	2560.	2460.	2039.4
55	2309.	1832.	1766.	1695.1
65	1399.	1160.	1627.	1328.4
75	557.	810.	944.	778.7
85	97.	323.	451.	333.0
90	53.	265.	331.	

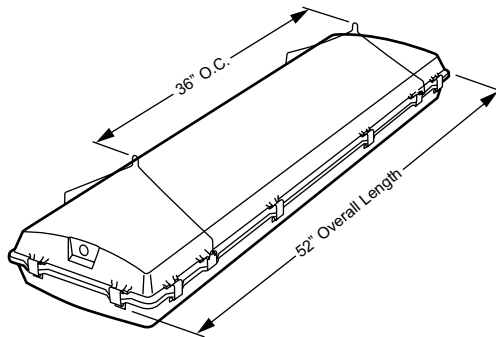
ZONAL CAVITY COEFFICIENTS

	Ceiling			Wall			Floor			
	.80	.70	.50	.80	.70	.50	.80	.70	.50	
Room Cavity Ratio	0	1.02	1.02	1.02	.99	.99	.99	.95	.95	.95
	1	.94	.90	.86	.91	.88	.85	.84	.81	.79
	2	.86	.79	.74	.84	.78	.73	.74	.70	.67
	3	.79	.71	.64	.77	.69	.63	.67	.61	.57
	4	.73	.63	.56	.71	.62	.55	.60	.54	.49
	5	.67	.56	.49	.65	.55	.48	.53	.47	.42
	6	.62	.51	.43	.60	.50	.43	.48	.42	.37
	7	.57	.46	.38	.55	.45	.38	.43	.37	.33
	8	.53	.41	.34	.51	.40	.34	.39	.33	.29
	9	.48	.37	.30	.47	.36	.30	.35	.29	.25
	10	.45	.34	.27	.44	.33	.27	.32	.26	.22

Effective Floor Cavity Reflectance = .20

FIXTURE DETAILS

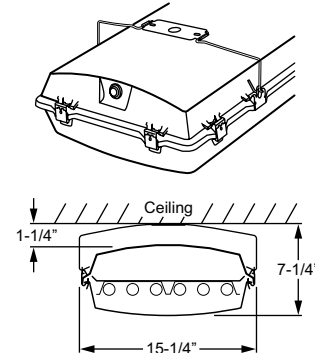
STANDARD MOUNTING



Mounting Details – Fixture furnished with four (4) stainless steel hanger brackets and two (2) stainless steel V-hooks for suspended mounting with chain or aircraft cable. Optional stainless steel ceiling mount brackets available.

Power Supply – Fixture has holes in each end suitable for 1/2" electrical trade size liquid-tight connectors. Power supply must be with flexible liquid-tight conduit or cord rated for wet location use.

OPTIONAL MOUNTING (SSMB)



Shown with SSMB and REFL SPEC95 (options)

OCCUPANCY SENSOR

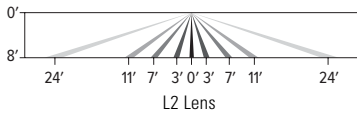
EXAMPLE

OCCWS FSP-221B - L2

▼
OCCUPANCY
SENSOR

▼
LENS

- ▶ Fully adjustable high and low dimmed light levels.
- ▶ Designed for LED fixtures; rated for extreme temperatures and up to 200,000 on/off cycles.
- ▶ Hold-off setpoint with automatic calibration option for convenience and added energy savings.
- ▶ Adjustable via handheld wireless configuration tool (ordered separately, see Accessory Details).
- ▶ IP66 rated with choice of lenses for wet and outdoor locations, and mounting heights from 8' to 20'.
- ▶ Adjustable time delay and cutoff delay.
- ▶ Factory set to 10% dimming at 5 minutes, cutoff at 1 hour.
- ▶ Universal voltage for 120V – 480V.

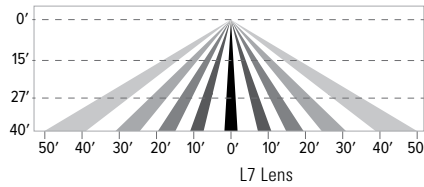
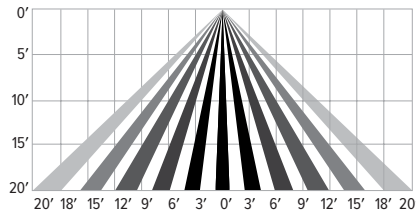


ORDERING INFORMATION

OCCWS FSP-221B-L_-120-480 Factory-installed occupancy sensor, must specify lens

LENS

- L2** Coverage at 8' mounting height: ø48'
- L3** Coverage at 20' mounting height: ø40'
- L7** Coverage at 100' mounting height: ø40'



ACCESSORY DETAILS

FSIR-100 – Occupancy Sensor Remote



Initial setup and subsequent sensor adjustments are made using a handheld configuration tool (FSIR-100). The wireless tool stores up to five sensor parameter profiles to speed configuration of multiple sensors. Please specify quantity required per project.

Visit www.wattstopper.com for more information.

