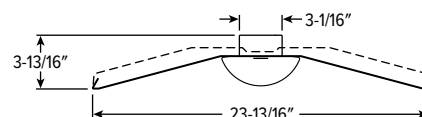




CATALOG #:

TYPE:

PROJECT:



FEATURES

- Ready to ship in 48 hours with on-hand inventory to support immediate job requirements
- Easily change the color temperature and lumen output on-site with built-in switches, providing ultimate flexibility
- Easy to install and service with long-lasting performance
- Low-profile depth for shallow plenum
- Frosted acrylic lens provides smooth illumination for visual comfort
- Rated for direct contact with insulation
- High-performance up to 164 lm/W
- Quick-wire access plate in back of fixture housing for easy attachment of incoming power supply
- All parts painted after fabrication to provide safe installation without gloves
- Made Right Here® in the USA

ORDERING INFO

CATALOG NUMBER	WIDTH	LENGTH	SELECTABLE LUMENS	CRI	SELECTABLE CCT	SHIELDING	DRIVER	VOLTAGE	UPC CODE
FT-22-LS/8CS-AF-QS-DIM-UNV	2'	2'	2,500/3,400/4,400	80	3,500K/4,000K/5,000K	Frosted acrylic	Dim-to-off driver ^[1]	120-277V	850047638458
FT-24-LS/8CS-AF-QS-DIM-UNV	2'	4'	4,100/5,800/6,800						850047638465

ACCESSORY CATALOG NUMBER	DESCRIPTION	UPC CODE
EM/10W KIT-SC-QS	10-watt emergency battery kit, single conduit ^[2]	850047638687

SPECIFICATIONS

- HOUSING/REFLECTOR – Precision die-formed 22-gauge C.R.S.
- SHIELDING – Frosted acrylic.
- FINISH – Highly reflective non-glare matte white polyester powder coat bonded to phosphate-free, multi-stage pretreated metal. All parts painted after fabrication to facilitate installation, increase efficiency, and inhibit corrosion.
- ELECTRICAL – High-quality mid-power LED boards. L70 > 70,000 hours per IES TM-21. 50/60 Hz constant current driver.
- MOUNTING – NEMA Type “G” 15/16” or 1” grid standard.
- PACKAGING – One fixture per box, (20) 2’x4’ or (40) 2’x2’ per pallet.
- LISTINGS –
 - cCSAus certified as luminaire suitable for dry locations.
 - IC-rated for direct contact with insulation.
 - DesignLights Consortium qualified product. Not all versions of this product may be DLC qualified, see the DLC Qualified Products List at designlights.org/QPL
 - Build America, Buy America (BABA) and Buy American Act (BAA) compliant. Request certification at hew.com/buy-american
- WARRANTY – 5-year limited warranty, see hew.com/warranty

NOTES

- ¹ Prewired for 0-10V low-voltage applications. Dimming down to 5%, dim-to-off below 0.5V
- ² Ships separately, field installed. CEC compliant. EM battery and test switch field installed in fixture.

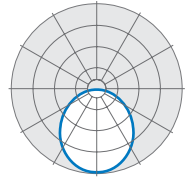




FIXTURE PERFORMANCE DATA

CATALOG NUMBER	WATTAGE SETTING	3500K			4000K			5000K		
		LUMEN OUTPUT	WATTAGE	EFFICACY (lm/W)	LUMEN OUTPUT	WATTAGE	EFFICACY (lm/W)	LUMEN OUTPUT	WATTAGE	EFFICACY (lm/W)
FT-22-LS/8CS-AF-QS-DIM-UNV	Low	2534	17.5	145	2614	17.5	149	2597	17.5	148
FT-22-LS/8CS-AF-QS-DIM-UNV	Medium	3387	23.8	142	3557	23.8	149	3479	23.8	146
FT-22-LS/8CS-AF-QS-DIM-UNV	High	4380	32.7	134	4660	32.7	143	4498	32.7	138
FT-24-LS/8CS-AF-QS-DIM-UNV	Low	4111	27.3	151	4239	27.3	155	4212	27.3	154
FT-24-LS/8CS-AF-QS-DIM-UNV	Medium	5765	38.9	148	6054	38.9	156	5923	38.9	152
FT-24-LS/8CS-AF-QS-DIM-UNV	High	6838	47.7	143	7275	47.7	153	6845	47.6	144

DISTRIBUTION CURVE

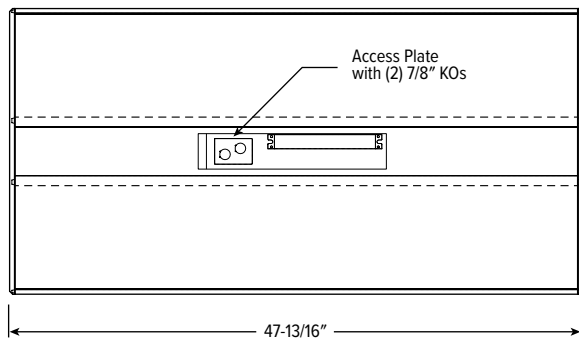


- Photometrics tested in accordance with IESNA LM-79. Results based on 80 CRI/3500K CCT, wattage for 120V input, and 25°C ambient temperature. Actual performance may vary +/-5%.
- To calculate lumen output in emergency mode, multiply the battery wattage by the efficacy.

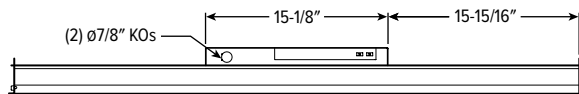
FIXTURE DETAILS

2x4

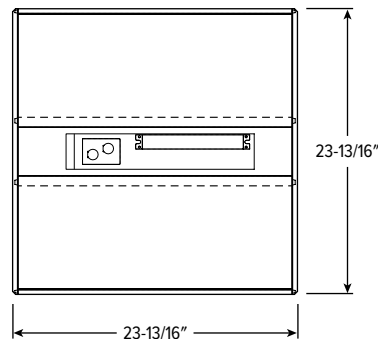
Back View



Side View



2x2



FIELDSELECT SWITCHES



ACCESSORY DETAILS

EMERGENCY BATTERY KIT

