

CATALOG #: _____

TYPE: _____

PROJECT: _____

FEATURES

- Create scalable, highly functioning smart buildings with Platformatics Power over Ethernet controls
- Maximize energy savings with efficacies as high as 136 lm/W
- Variable uplight options
- Tailored performance with narrow, medium and wide distributions and lens options
- Clear and diffuse lens options
- Open construction with aluminum heat sinks to maximize air flow and cooling
- Made Right Here® in the USA

SPECIFICATIONS

- **HOUSING** – Aluminum and steel construction.
- **FINISH** – Nickel and textured black powder coat bonded to phosphate-free, multi-stage pretreated metal. Painted after fabrication to facilitate installation, increase efficiency, and inhibit corrosion.
- **ELECTRICAL** – High quality mid-power LED boards. Surge protection >6kV. L70 >54,000 hours. -35°C – 65°C ambient operating temperature, lumen restrictions apply, consult Fixture Performance Data.
- **MOUNTING** – Suspended. Surface mount kit available.
- **LISTINGS** –
 - cCSAus certified as luminaire suitable for dry or damp locations.
- **WARRANTY** – 5-year limited warranty, see hew.com/warranty.

SYSTEM REQUIREMENTS

- PoE-ready luminaires are connected to building power systems through network integration and require other components for complete PoE lighting system
- For additional PoE info, see hew.com/poe
- Consult factory for design support



ORDERING EXAMPLE: GP2 - P136/840 - M - OPTIONS - POE PR

ORDERING INFO

SERIES	LUMENS ^[1]	CRI	CCT	DISTRIBUTION
GP2	P136 13,600lm	8 80	40 4000K 50 5000K	N Narrow M Medium W Wide

OPTIONS ^[2]

UP	Uplight reflector
UPM	One module in uplight orientation ^[4]
UPMA	All modules in uplight orientation ^[5]
CL	Clear polycarbonate lens ^[6]
DL	Diffuse polycarbonate lens ^[7]
VBY	(2) Y-hangers
VBY-2	(2) Y-hangers and (2) 2' chains
GP2-SMK	Surface mount kit for GP2 ^[8]
WG11	11-gauge wireguard, chrome powder coated ^[9]
GS/Y26/10	Cable suspension kit, 10' adjustable length ^[10]
HUB MT 3/4"	Cast iron hub and junction box for single 3/4" pendant mount ^[11]
HUB/HOOK MT	Cast iron hub with mounting hook ^[12]
HOOK/CABLE	Hook and cable mounting kit, 10'

CONTROL ^[3]

POE PR Power over Ethernet, Platformatics-ready

NOTES

- ¹ Lumen output based on 4000 CCT. Actual lumens may vary +/-5%, see page 2 for FIXTURE PERFORMANCE DATA. Additional lumen package available, see options
- ² See page 2 for OPTIONS DETAILS. See page 3 for MOUNTING ACCESSORIES.
- ³ See page 3 for NODE CONNECTION DETAILS. For additional PoE info, see hew.com/poe.
- ⁴ Wide distribution only; minimum of 48" from mounting surface required.
- ⁵ Wide distribution only; minimum of 48" from mounting surface required.
- ⁶ Wide distribution only.
- ⁷ Wide distribution only.
- ⁸ Increases fixture height. Not available with UPM or UPMA.
- ⁹ Recommended with optional DL lens to eliminate striations.
- ¹⁰ 1 pair.
- ¹¹ Shipped not attached.
- ¹² Shipped not attached.



FIXTURE PERFORMANCE DATA

LED PACKAGE	DELIVERED LUMENS	WATTAGE	EFFICACY (lm/W)
P136 ¹	13600	100	136

MULTIPLIER TABLES

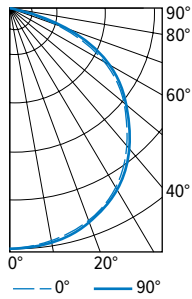
DISTRIBUTION	
N	0.94
M	0.95
W	1.00

LENS	
CL	0.94
DL	0.76

- Photometrics tested in accordance with IESNA LM-79. Results shown are based on 25°C ambient temperature.
- Results based on relative CCT output.
- Use multiplier tables to calculate additional options.
- Performance is the same for 4000 and 5000 CCT.
- ¹ Fixture contains two nodes; one power drop per node required.

PHOTOMETRY

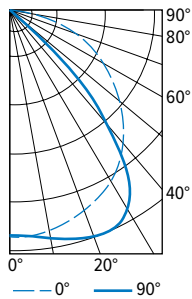
GP2-P136/840-W Total Luminaire Output: 13600 lumens; 100 Watts | Efficacy: 136 lm/W | 80 CRI; 4000K CCT



VERTICAL ANGLE	HORIZONTAL ANGLE			ZONAL LUMENS
	0°	45°	90°	
0	4726	4726	4726	
5	4741	4717	4695	449
15	4605	4598	4572	1296
25	4298	4321	4321	1989
35	3855	3899	3940	2438
45	3260	3303	3322	2550
55	2531	2582	2611	2303
65	1685	1754	1492	1657
75	784	671	574	769
85	109	110	105	151
90	0	0	0	

LUMEN SUMMARY	ZONE	LUMENS	% FIXTURE
	0 - 30	3733	27
	0 - 40	6171	45
	0 - 60	11023	81
	0 - 90	13600	100
	0 - 180	13600	100

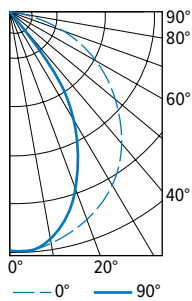
GP2-P136/840-M Total Luminaire Output: 12921 lumens; 100 Watts | Efficacy: 129 lm/W | 80 CRI; 4000K CCT



VERTICAL ANGLE	HORIZONTAL ANGLE			ZONAL LUMENS
	0°	45°	90°	
0	5497	5497	5497	
5	5494	5516	5532	527
15	5346	5608	5771	1582
25	5038	5623	5861	2551
35	4565	5359	4976	3119
45	3889	4077	2121	2674
55	3071	1256	177	1537
65	2127	138	16	709
75	1054	12	5	186
85	159	3	1	36
90	0	0	0	

LUMEN SUMMARY	ZONE	LUMENS	% FIXTURE
	0 - 30	4660	36
	0 - 40	7779	60
	0 - 60	11990	93
	0 - 90	12921	100
	0 - 180	12921	100

GP2-P136/840-N Total Luminaire Output: 12784 lumens; 100 Watts | Efficacy: 128 lm/W | 80 CRI; 4000K CCT



VERTICAL ANGLE	HORIZONTAL ANGLE			ZONAL LUMENS
	0°	45°	90°	
0	8499	8499	8499	
5	8407	8538	8396	805
15	8148	8053	7657	2240
25	7544	6631	5595	3034
35	6674	4541	3155	2962
45	5517	2338	28	1956
55	4134	42	0	1094
65	2656	0	0	506
75	1181	0	0	161
85	106	0	0	26
90	0	0	0	

LUMEN SUMMARY	ZONE	LUMENS	% FIXTURE
	0 - 30	6080	48
	0 - 40	9041	71
	0 - 60	12091	95
	0 - 90	12784	100
	0 - 180	12784	100

OPTIONS DETAILS

CLEAR LENS



DIFFUSE LENS



WIREGUARD

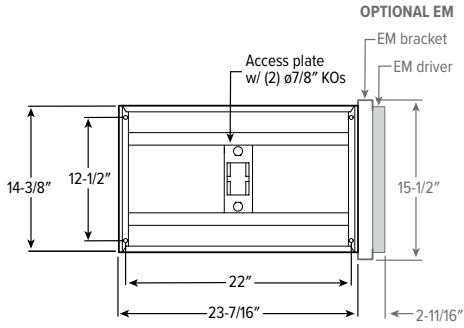


UPLIGHT % OF TOTAL FLUX

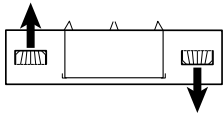
UPLIGHT REFLECTOR	
N	8.4
M	8.2
W	8.6
CL	10
DL	16
UPLIGHT MODULES	
UPM	50.0
UPMA	100.0



FIXTURE DETAILS

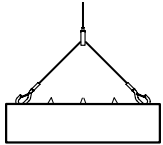


UPM UPLIGHT MODULE DETAILS

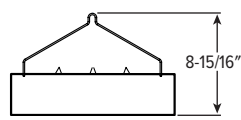


MOUNTING ACCESSORIES

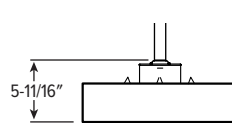
GS/Y26/10



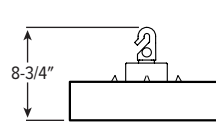
VBY OR VBY-2



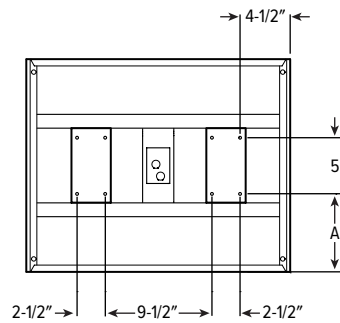
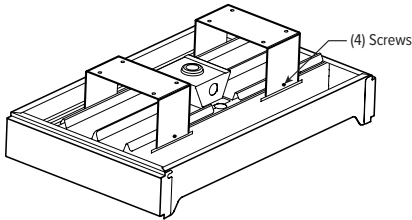
HUB MT 3/4"



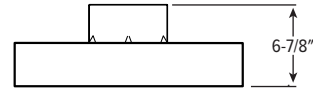
HUB/HOOK MT



SURFACE MOUNT KIT (SHIPS SEPARATELY)



CROSS SECTION



NODE CONNECTION DETAILS

Includes 24" cable with 4-position mating connector for Platformatics POE-LN2 node. See node spec sheet for details: platformatics.com/product/poe-ln2

