

CATALOG #: \_\_\_\_\_

TYPE: \_\_\_\_\_

PROJECT: \_\_\_\_\_

## FEATURES

- Attractive and efficient architectural fixture delivers comfortable, uniform illumination
- Seamlessly integrate LED to any existing HET project
- Maximize energy savings with efficacies as high as 135 lm/W
- Fully room-side accessible without the use of tools
- Frosted acrylic diffusers combined with highly reflective matte white paint provide high optical efficiencies and visual comfort
- One-piece diffusers eliminate the need for separate overlays
- Slim fixture depth for use shallow plenum applications
- Companion HES products preserve continuity, see [hew.com](http://hew.com)
- Made Right Here® in the USA

## SPECIFICATIONS

- HOUSING** – 22-gauge die-formed C.R.S.
- SHIELDING** – Frosted, ribbed acrylic.
- FINISH** – Highly reflective non-glare matte white polyester powder coat bonded to phosphate-free, multi-stage pretreated metal. All parts painted after fabrication to facilitate installation, increase efficiency, and inhibit corrosion.
- ELECTRICAL** – High quality mid-power LED boards. Rated for 50,000 hours at 70% lumen maintenance (L70).
- MOUNTING** – Designed for NEMA Type “G” 1” grid ceiling standard. For NEMA Type “NFG” and “SG” 9/16” grid installations, specify EQCLIPS option. For flange installations use the Drywall Kit (DFK), ordered separately, see [Technical Info](#).
- LISTINGS** –
  - CETLUS conforms to UL STD 1598 and UL STD 8750. Certified to CAN/CSA STD C22.2 No. 250.0. Suitable for damp locations.
  - DesignLights Consortium Premium qualified product. Not all versions of this product may be DLC Premium qualified, see the DLC Qualified Products List at [www.designlights.org/QPL](http://www.designlights.org/QPL).
  - City of Chicago Environmental Air approved when specified with CP option.
- WARRANTY** – 5-year limited warranty, see [hew.com/warranty](http://hew.com/warranty).

## ORDERING EXAMPLE: HETG - S24 - L76/835 - A - OPTIONS - DIM - UNV

### ORDERING INFO

SERIES	CEILING TYPE	FIXTURE STYLE	WIDTH	LENGTH	LUMENS <sup>[1]</sup>	CRI	CCT
HET	G NEMA Type “G”	S Static, no air capability	1 1' <sup>[2]</sup>	2 2'	L38 3,800lm	8 80	30 3000K
				4 4'	L69 6,900lm	9 90 <sup>[3]</sup>	35 3500K
			2x2	L38 3,800lm		40 4000K	
				L69 6,900lm		50 5000K	
				2x4	L50 5,000lm		
			L76 7,600lm				
			L130 13,000lm				

SHIELDING	OPTIONS <sup>[4]</sup>	CONTROL <sup>[5]</sup>	VOLTAGE
A Frosted, ribbed acrylic diffusers	EM/10W 10-watt emergency battery	DRV Non-dimming driver	120 120V
	EQCLIPS Earthquake clips <sup>[6]</sup>	DIM Dimming driver	277 277V
	(L_) Additional lower lumen packages available. Example: 6,500 nominal lumens = HETG-S24-L76/840-A-(L65). <sup>[7]</sup>		UNV 120-277V
	CP Chicago plenum (CCEA)		347 347V <sup>[8]</sup>

## NOTES

- Lumen output based on 3500 CCT. Actual lumens may vary +/-5%, see page 2 for FIXTURE PERFORMANCE DATA. Additional lumen packages available, see options.
- Available in 4' length only.
- Extended lead times may apply. Consult factory for availability.
- See Technical Info for [Power Entry](#) details.
- See page 3 for ADDITIONAL CONTROL OPTIONS.
- 4 per fixture. Optional for 1” grid installations. Required for 9/16” grid mounting.
- Specify in increments of 100 nominal lumens. Option must be specified with next higher lumen package.
- Not available with EM drivers.



## FIXTURE PERFORMANCE DATA

	LED PACKAGE	DELIVERED LUMENS	WATTAGE	EFFICACY (lm/W)
1x4	L38	3868	30.7	126.0
	L69	6983	54.4	128.3
2x2	L38	3825	30.7	124.6
	L69	6905	54.4	126.9
2x4	L50	5114	37.7	135.8
	L76	7696	59.8	128.6
	L130	13128	98.7	133.0

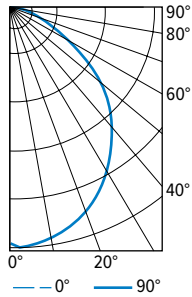
## MULTIPLIER TABLE

	COLOR TEMPERATURE	
	CCT	CONVERSION FACTOR
80 CRI	3000K	0.99
	3500K	1.00
	4000K	1.03
	5000K	1.06
90 CRI	3000K	0.82
	3500K	0.83
	4000K	0.86
	5000K	0.89

- Photometrics tested in accordance with IESNA LM-79. Results shown are based on 25°C ambient temperature.
- Wattage shown is average for 120V through 277V input.
- Results based on 3500K, 80 CRI, actual lumens may vary +/-5%
- Use multiplier table to calculate additional options.

## PHOTOMETRY

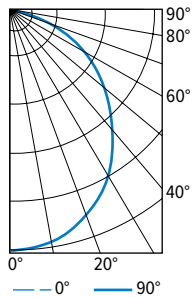
**HETG-S14-L69/835** Total Luminaire Output: 6905 lumens; 54.4 Watts | Efficacy: 126.9 lm/W | 80 CRI; 3500K CCT



CANDLEPOWER DISTRIBUTION	VERTICAL ANGLE	HORIZONTAL ANGLE			ZONAL LUMENS
		0°	45°	90°	
	0	2602	2602	2602	
	5	2589	2588	2589	246
	15	2476	2483	2502	701
	25	2250	2275	2302	1048
	35	1932	1982	2032	1239
	45	1561	1637	1698	1260
	55	1165	1261	1291	1111
	65	769	842	797	804
	75	386	410	348	417
	85	79	51	29	79
	90	5	4	4	

LUMEN SUMMARY	ZONE	LUMENS	% FIXTURE
	0 - 30	1994	29
	0 - 40	3233	47
	0 - 60	5605	81
	0 - 90	6905	100
	0 - 180	6905	100

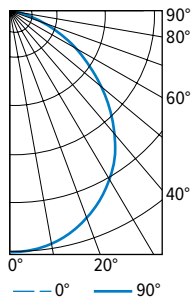
**HETG-S22-L69/835** Total Luminaire Output: 6984 lumens; 54.4 Watts | Efficacy: 128.4 lm/W | 80 CRI; 3500K CCT



CANDLEPOWER DISTRIBUTION	VERTICAL ANGLE	HORIZONTAL ANGLE			ZONAL LUMENS
		0°	45°	90°	
	0	2827	2827	2827	
	5	2816	2819	2813	267
	15	2693	2706	2722	764
	25	2424	2494	2521	1144
	35	2049	2164	2237	1344
	45	1580	1743	1843	1325
	55	1065	1244	1368	1094
	65	617	753	714	700
	75	274	300	191	296
	85	45	27	11	50
	90	0	0	0	

LUMEN SUMMARY	ZONE	LUMENS	% FIXTURE
	0 - 30	2175	31
	0 - 40	3519	50
	0 - 60	5937	85
	0 - 90	6984	100
	0 - 180	6984	100

**HETG-S24-L130/835** Total Luminaire Output: 13128 lumens; 98.7 Watts | Efficacy: 133.0 lm/W | 80 CRI; 3500K CCT



CANDLEPOWER DISTRIBUTION	VERTICAL ANGLE	HORIZONTAL ANGLE			ZONAL LUMENS
		0°	45°	90°	
	0	5229	5229	5229	
	5	5201	5179	5180	493
	15	4985	5002	4995	1408
	25	4546	4623	4638	2118
	35	3920	4000	4094	2508
	45	3021	3233	3364	2474
	55	2058	2389	2505	2081
	65	1180	1505	1278	1369
	75	514	599	385	579
	85	86	53	39	97
	90	0	0	0	

LUMEN SUMMARY	ZONE	LUMENS	% FIXTURE
	0 - 30	4019	31
	0 - 40	6527	50
	0 - 60	11082	84
	0 - 90	13128	100
	0 - 180	13128	100



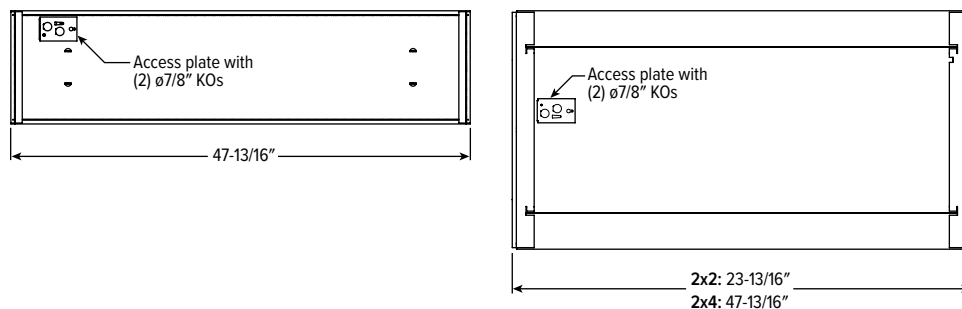
## ADDITIONAL CONTROL OPTIONS

Note: Lumen restrictions apply, consult product builder at [hew.com/product-builder](http://hew.com/product-builder).

CATALOG NUMBER	DESCRIPTION
DRV	Driver prewired for non-dimming applications
DIM	Dimming driver prewired for 0-10V low voltage applications
DIM1	1% dimming driver prewired for 0-10V low voltage applications
DIM LINE	Line voltage dimming driver (TRIAC and ELV compatible, 120V only)
DIM TRC	Line voltage dimming driver (TRIAC compatible, 120V or 277V only)
SD40	40% step-dimming driver
SD50	50% step-dimming driver
DALI	DALI dimming driver
LTE LINE	Lutron Hi-lume 1% 2-wire dimming driver forward phase line voltage controls (120V only)
LDE1	Lutron Hi-lume 1% EcoSystem dimming LED driver
LDE5	Lutron 5-Series 5% EcoSystem dimming LED driver
ELDO SOLOB	EldoLED Solodrive, 0.1% dimming driver for 0-10V controls
ELDO SOLOB DALI	EldoLED Solodrive, 0.1% dimming driver for DALI controls
ELDO ECO1	EldoLED Ecodrive, 1% dimming driver for 0-10V controls
ELDO ECO1 DALI	EldoLED Ecodrive, 1% dimming driver for DALI controls

## FIXTURE DETAILS

### BACK VIEWS



### CROSS SECTIONS

