

CHANNEL HIGH BAY INDUSTRIAL

HL

SUBMITTAL:

8-Lamp T8

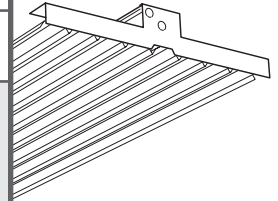
JOB:

TYPE:

VOLTAGE:

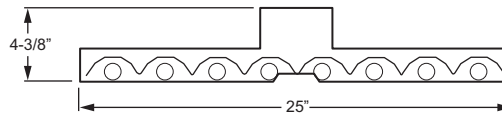
EXAMPLE → **HL - 4 - 8 32 - MD - OPTIONS - EBHW4/4 - UNV**

SERIES NOMINAL LENGTH TOTAL WATTAGE/LAMPS DISTRIBUTION OPTIONS/ACCESSORIES BALLAST TYPE VOLTAGE



FEATURES

- ▶ Up to **95.1% optical efficiency**.
- ▶ Consumes less energy than metal halide or HPS and delivers comparable light levels when replaced one-for-one.
- ▶ Multiple distributions and uplight options available.
- ▶ Medium distribution using precision-formed highly reflective aluminum reflector is standard.
- ▶ Wide distribution option features a highly reflective white painted aluminum reflector.
- ▶ Quick-wire access plate in back of fixture housing for easy attachment of incoming power supply.
- ▶ Versatile mounting options available.
- ▶ This fixture is proudly made in the USA.



NOTE: HL ships without lamps. For lamp options please consult factory.

SPECIFICATIONS

Housing – 20-gauge die-formed C.R.S.
Reflector – Precision-formed 95% reflective highly specular aluminum.
Finish – 92% minimum average reflective white polyester powder coat bonded to phosphate-free, multi-stage pretreated metal. All parts painted after fabrication to facilitate installation, increase efficiency, and inhibit corrosion.
Electrical – Electronic ballast standard, instant start T8, rated Class P.
Mounting – Suspended (see options in ordering information).
Labels – UL/CUL listed as fluorescent luminaire suitable for dry or damp locations.

ORDERING INFORMATION

SERIES	HL	Channel High Bay Industrial
NOMINAL LENGTH	4	4'
TOTAL LAMPS	8	
LAMP WATTAGE/TYPE	32	4', 32-watt T8
DISTRIBUTION (Must specify)	MD	Medium distribution, specular reflector (standard)
	WD	Wide distribution, white reflector
	MDUP	Medium distribution with uplight, specular reflector
	WDUP	Wide distribution with uplight, white reflector

OPTIONS/ACCESSORIES

Due to limited ballast space, please consult factory for EM ballast options.
 For **occupancy sensor**¹ options (must specify voltage), see Fluorescent Information section.

VBY (2) Y-hangers
VBY-2 (2) Y-hangers and (2) 2' chains
GC2/Y18/5 Cable suspension kit, 5' length (1 pair)
GC2/Y18/10 Cable suspension kit, 10' length (1 pair)

OPTIONS/ACCESSORIES (Continued)

HUB MT 3/4"	Cast iron hub and junction box for single 3/4" pendant mount (shipped not attached)
HUB/HOOK MT	Cast iron hub with mounting hook (shipped not attached)
HOOK/CABLE S7238/B	Hook and cable mounting kit, 10' 72" cord, 3 conductor, No. 18 AWG, black
6CPI/L5-15P/TWLK	6' cord and NEMA twistlock 15 AMP plug, 120V
6CPI/L7-15P/TWLK	6' cord and NEMA twistlock 15 AMP plug, 277V
WG11	11-gauge wireguard, white powder coated (not recommended for high abuse areas)

BALLAST TYPE

Due to size restrictions, ballast options restricted **ONLY to combinations listed below.**

EB4/4	(2) 4-lamp electronic ballasts
EBHW4/4	(2) 4-lamp high-wattage electronic ballasts

VOLTAGE

Must specify voltage (not UNV) if using modular wiring, cord and plug, or occupancy sensor.

120	120V	UNV	120-277V
208	208V	347	347V
240	240V	480	480V
277	277V		

¹ Program start ballast recommended to avoid shortened lamp life.

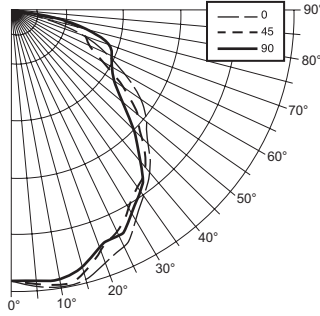
8-Lamp T8

PHOTOMETRY

Catalog #: HL-4-832-MD-EBHW4/4

TEST REPORT INFORMATION

- ▶ Test Report #: 14065.0
- ▶ Date: 04/15/08
- ▶ Lamp Type: F32T8/835/RS
- ▶ Lamp Quantity: 8



CANDLEPOWER DISTRIBUTION

Vertical Angle	Horizontal Angle			Zonal Lumens
	0°	45°	90°	
0°	9675.	9675.	9675.	
5°	9824.	9782.	9681.	932.4
15°	9841.	9553.	9322.	2714.0
25°	9100.	8524.	8713.	4045.1
35°	7767.	7455.	7537.	4711.4
45°	6321.	5960.	5480.	4547.6
55°	5052.	4270.	4072.	3953.7
65°	3333.	2781.	3669.	3167.6
75°	1629.	2271.	2559.	2203.2
85°	247.	666.	699.	660.2
90°	0.	0.	0.	

ZONAL CAVITY COEFFICIENTS

	Ceiling	.80			.70			.50		
	Wall	.70	.50	.30	.70	.50	.30	.50	.30	.10
Room Cavity Ratio	0	1.13	1.13	1.13	1.11	1.11	1.11	1.06	1.06	1.06
	1	1.04	1.00	.96	1.01	.97	.94	.93	.90	.88
	2	.95	.87	.81	.93	.86	.80	.82	.77	.73
	3	.87	.78	.70	.85	.76	.69	.73	.67	.62
	4	.80	.69	.61	.78	.68	.60	.65	.59	.54
	5	.73	.61	.53	.71	.60	.52	.58	.51	.46
	6	.67	.55	.47	.66	.54	.46	.52	.45	.40
	7	.62	.49	.41	.61	.49	.41	.47	.40	.35
	8	.57	.44	.36	.56	.44	.36	.43	.36	.31
	9	.53	.40	.32	.51	.39	.32	.38	.31	.27
	10	.49	.36	.29	.48	.36	.29	.35	.28	.24

Effective Floor Cavity Reflectance = .20

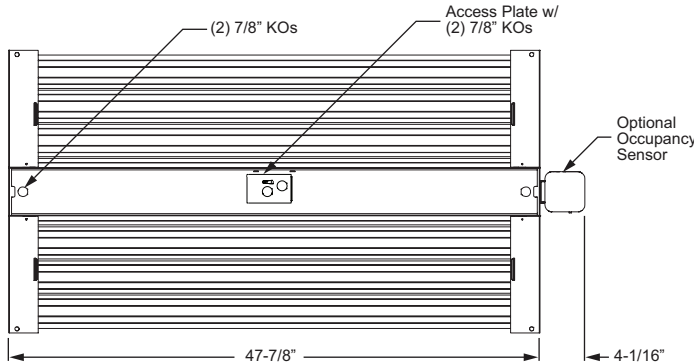
LUMEN SUMMARY

Zone	Lumens	% Lamp	% Fixture
0 - 30	7691.	27.2	28.6
0 - 40	12403.	43.8	46.0
0 - 60	20904.	73.8	77.6
0 - 90	26935.	95.1	100.0
Total Luminaire:			
0 - 180	26935.	95.1	100.0

Total Luminaire Optical Efficiency: **95.1%**
 IES Spacing Criteria: End = 1.3
 Diagonal = 1.2
 Across = 1.2

FIXTURE DETAILS

BACK VIEW



FIXTURE INFORMATION

Distribution	Spacing Criteria		
	End	Diagonal	Across
Medium	1.3	1.2	1.2
Wide	1.3	1.5	1.4