

CATALOG #: _____

Type: _____

PROJECT: _____

FEATURES

- 3-7/16" deep housing installs easily within limited plenum space
- Gasketed door frame features offset mitered corners to eliminate light leaks
- Available with a wide variety of lens options
- Cam latches close securely and allow access on either side
- Deep reinforcement ribs provide added strength
- Integral T-bar clips quickly secure fixture to structure
- TLED fixtures provide on-site lamping flexibility and simple installation
- Made Right Here[®] in the USA

ORDERING EXAMPLE: LPT - 24 - 44T8LS/B - SA12125 - OPTIONS - UNV

ORDERING INFO

SERIES	WIDTH	LENGTH	TOTAL LAMPS	LAMP SIZE	WIRING	LAMP TYPE
LPT	2 2'	2 2' 4 4'	2, 3, or 4	2T8L 2' T8 LED tube 4T8L 4' T8 LED tube	S Single end D Double end	B Type B

DOOR FRAME	SHIELDING	OPTIONS	VOLTAGE
S White flat steel	A12125 Clear acrylic, pattern #12, .125" thick A12100 Clear acrylic, pattern #12, .100" thick A19156 Clear acrylic, pattern #12, .156" thick PC1SS Parabolic louver, silver styrene, nominal 1/2" x 1/2" x 1/2" PC2SS Parabolic louver, silver styrene, nominal 1-1/2" x 1-1/2" x 1"	F338 6', 3/8" flex, 3-conductor, No. 18 AWG EQCLIPS Earthquake clips ⁽¹⁾	UNV 120-277V

SPECIFICATIONS

- HOUSING – 22-gauge die-formed C.R.S.
- DOOR FRAME – 22-gauge C.R.S., offset mitered corners, cam latches, and T-style hinges.
- SHIELDING – Clear acrylic, pattern #12, .125" thick prismatic lens
- FINISH – 92% minimum average reflective white polyester powder coat bonded to phosphate-free, multi-stage pretreated metal. All parts painted after fabrication to facilitate installation, increase efficiency, and inhibit corrosion.
- ELECTRICAL – Prewired for Type B, single or double end, non-shunted LED tubes, lamps by others.
- MOUNTING – Designed for NEMA Type "G" 1" grid ceiling standard. For NEMA Type "NFG" and "SG" 9/16" grid installations, specify EQCLIPS option. For flange installations use the Drywall Kit (DFK), ordered separately, see [Technical Info](#).
- LABELS – UL/CUL listed as LED recessed luminaire suitable for dry or damp locations.
- WARRANTY – 5-year limited fixture warranty, see hew.com/warranty.

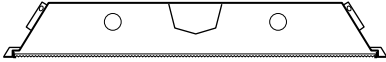
NOTES

¹ 4 per fixture. Optional for 1" grid installations. Required for 9/16" grid mounting.

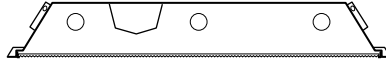


CROSS SECTIONS

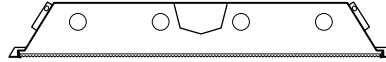
2-LAMP



3-LAMP

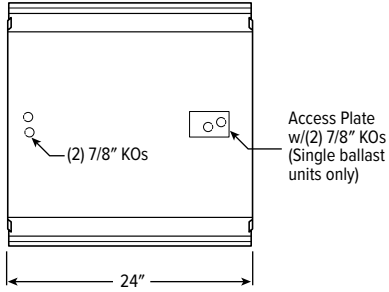


4-LAMP

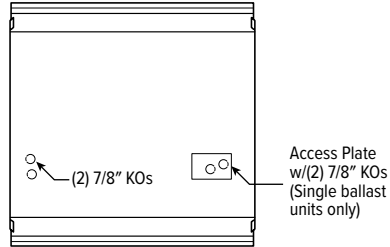


FIXTURE DETAILS

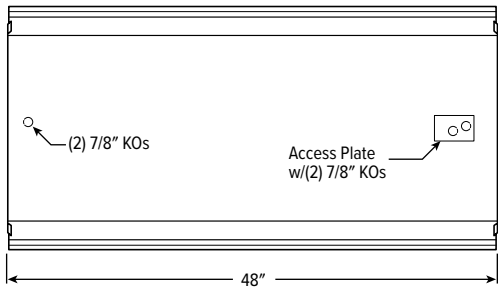
2x2 | 2 & 4 LAMPS



2x2 | 3 LAMPS



2x4 | 2 & 4 LAMPS



2x4 | 3 LAMPS

