

CATALOG #: _____

TYPE: _____

PROJECT: _____

FEATURES

- Easily change the color temperature on-site with fieldseleCCT[®] technology.
- Three switchable CCT settings provide ultimate flexibility – 3000K, 3500K and 4000K
- Shallow fixture depth for low ceiling applications.
- Diffuse ribbed acrylic combined with highly-reflective matte white paint produce high optical efficiencies while providing visual comfort.
- Efficacies up to 123 lm/W
- Heavy duty C.R.S. construction.
- Made Right Here[®] in the USA

SPECIFICATIONS

- HOUSING – Precision die-formed 20-gauge C.R.S.
- REFLECTOR – Precision die-formed 22-gauge C.R.S. Highly reflective non-glare matte white polyester powder coat.
- SHIELDING – Diffuse ribbed acrylic.
- FINISH – Textured matte white polyester TGIC powder coat bonded to phosphate-free, multi-stage pretreated metal. All parts painted after fabrication to facilitate installation, increase efficiency, and inhibit corrosion.
- ELECTRICAL – High quality mid-power LED boards with switchable CCT –3000K, 3500K, and 4000K. L70 >50,000 hours. fieldseleCCT[®] products use LEDs of multiple CCTs and may produce a perceptibly different shade of white from single-CCT products at the same CCT. All CCTs are within 3 MacAdam ellipses.
- MOUNTING – Surface mount.
- LISTINGS – cCSAus certified as luminaire suitable for dry or damp locations.
- WARRANTY – 5-year limited warranty, see hew.com/warranty.

ORDERING EXAMPLE: PTS - 2 4 - L62/8FS - RA - OPTIONS - DIM - UNV

ORDERING INFO

SERIES	WIDTH	LENGTH	LUMENS ⁽¹⁾	CRI	CCT	SHIELDING
PTS	1 1' ⁽²⁾	2 2' ⁽³⁾	1x4	8 80	FS fieldseleCCT 3000K, 3500K, 4000K ⁽⁴⁾	RA Diffuse ribbed acrylic, round
		2 2'	L25 2,500lm			SA Diffuse ribbed acrylic, square ⁽⁵⁾
		L37 3,700lm				
		L50 5,000lm				
		2x2				
		L24 2,400lm				
		L36 3,600lm				
		L48 4,800lm				
		2x4				
		L37 3,700lm				
		L55 5,500lm				
		L62 6,200lm				

OPTIONS	CONTROL ⁽⁶⁾	VOLTAGE
EM/7W 7-watt emergency LED battery ⁽⁷⁾	DIM Dimming driver	120 120V
EM/7WRM Remote mount 7-watt emergency battery ⁽⁸⁾	DRV Non-dimming driver	277 277V
EM/10W 10-watt emergency battery ⁽⁹⁾	VDO/DSR Lutron Vive integral fixture control, RF with daylight and occupancy sensor (DFCSJ-OEM-OCC) and sensor-ready driver	UNV 120-277V
EM/10WLP Low-profile 10-watt emergency battery ⁽¹⁰⁾		347 347V ⁽¹²⁾
EM/12W 12-watt emergency battery ⁽¹¹⁾	VRF/DSR Lutron Vive integral fixture control, RF only (DFCSJ-OEM-RF) and sensor-ready driver	
AMW Anti-microbial white finish		

NOTES

- ¹ Lumen output based on 3500 CCT. Actual lumens may vary +/-5%, see page 2 for FIXTURE PERFORMANCE DATA.
- ² 4' length only.
- ³ 2' width only.
- ⁴ See page 3 for fieldseleCCT DETAILS.
- ⁵ Increases lumen output by 3%.
- ⁶ See page 3 for ADDITIONAL CONTROL OPTIONS.
- ⁷ 2x2 and 2x4 only.
- ⁸ 1x4 only.
- ⁹ 2x2 & 2x4 only.
- ¹⁰ 1x4 only.
- ¹¹ 2x2 & 2x4 only.
- ¹² Not available with emergency batteries.



FIXTURE PERFORMANCE DATA

	LED PACKAGE	DELIVERED LUMENS	WATTAGE	EFFICACY (lm/W)
1x4	L25	2441	19.8	123.2
	L37	3674	30.8	119.3
	L50	4968	42.6	116.7
2x2	L24	2378	20.8	114.3
	L36	3595	30.9	116.5
	L48	4823	42.6	113.3
2x4	L37	3674	30.8	119.3
	L55	5460	47.3	115.5
	L62	6208	54.8	113.3

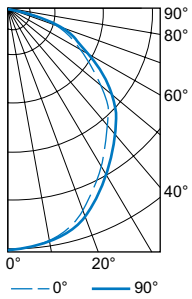
MULTIPLIER TABLE

		COLOR TEMPERATURE	
		CCT	CONVERSION FACTOR
80 CRI	3000K		0.94
	3500K		1.00
	4000K		0.95

- Photometrics tested in accordance with IESNA LM-79. Results shown are based on 25°C ambient temperature.
- Wattage shown is average for 120V through 277V input.
- Results based on 3500K, 80 CRI, actual lumens may vary +/-5%
- Use multiplier table to calculate additional options.

PHOTOMETRY

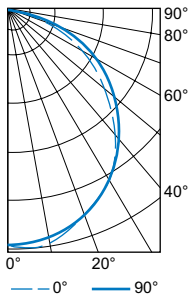
PTS-24-L62/8FS-RA-DIM-UNV Total Luminaire Output: 6208 lumens; 55 Watts | Efficacy: 113 lm/W | 80 CRI; 3500K CCT



CANDLEPOWER DISTRIBUTION	VERTICAL ANGLE	HORIZONTAL ANGLE			ZONAL LUMENS
		0°	45°	90°	
	0	2375	2375	2375	
	5	2339	2336	2323	223
	15	2270	2278	2287	638
	25	2000	2027	2052	923
	35	1617	1668	1711	1041
	45	1314	1387	1458	1062
	55	956	1046	1130	938
	65	619	733	833	724
	75	293	451	558	474
	85	60	199	228	186
	90	0	0	0	

LUMEN SUMMARY	ZONE	LUMENS	% FIXTURE
	0 - 30	1784	29
	0 - 40	2825	46
	0 - 60	4825	78
	0 - 90	6208	100
	0 - 180	6208	100

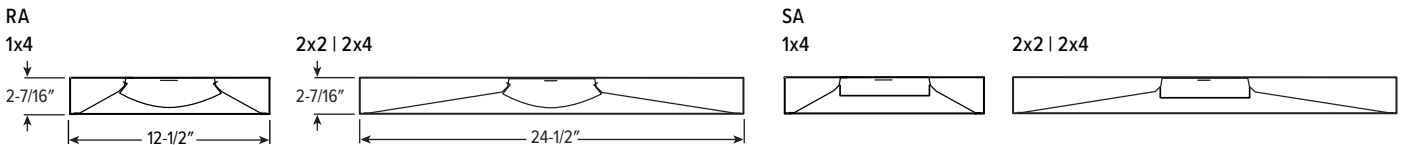
PTS-14-L50/8FS-RA-DIM-UNV Total Luminaire Output: 4969 lumens; 43 Watts | Efficacy: 116 lm/W | 80 CRI; 3500K CCT



CANDLEPOWER DISTRIBUTION	VERTICAL ANGLE	HORIZONTAL ANGLE			ZONAL LUMENS
		0°	45°	90°	
	0	1811	1811	1811	
	5	1852	1831	1804	173
	15	1770	1765	1744	495
	25	1619	1627	1607	744
	35	1409	1427	1428	885
	45	1124	1173	1191	895
	55	804	884	921	785
	65	516	611	627	585
	75	229	321	335	326
	85	35	58	68	80
	90	0	0	0	

LUMEN SUMMARY	ZONE	LUMENS	% FIXTURE
	0 - 30	1413	28
	0 - 40	2298	46
	0 - 60	3978	80
	0 - 90	4969	100
	0 - 180	4969	100

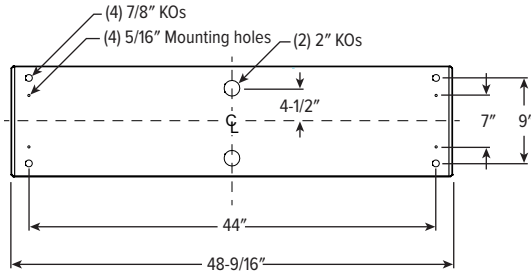
CROSS SECTIONS



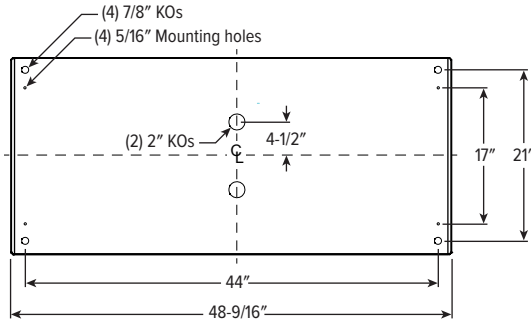
FIXTURE DETAILS

BACKVIEW

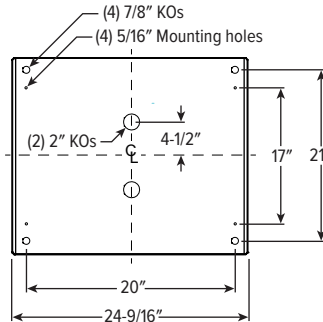
1x4



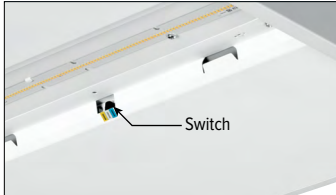
2x4



2x2



fieldseleCCT DETAILS



ADDITIONAL CONTROL OPTIONS

Note: Lumen restrictions apply, consult product builder at hew.com/product-builder.

CATALOG NUMBER	DESCRIPTION
DRV	Driver prewired for non-dimming applications
DIM	Dimming driver prewired for 0-10V low voltage applications
DIM1	1% dimming driver prewired for 0-10V low voltage applications
DIM LINE	Line voltage dimming driver (TRIAC and ELV compatible, 120V only)
DIM TRC	Line voltage dimming driver (TRIAC compatible, 120V or 277V only)
DSR	Sensor-ready driver
SD40	40% step-dimming driver
SD50	50% step-dimming driver
DALI	DALI dimming driver
LTE LINE	Lutron Hi-lume 1% 2-wire dimming driver forward phase line voltage controls (120V only)
LDE1	Lutron Hi-lume 1% EcoSystem dimming LED driver
LDE5	Lutron 5-Series 5% EcoSystem dimming LED driver
VDO/DSR	Lutron Vive integral fixture control, RF with daylight and occupancy sensor (DFCSJ-OEM-OCC) and sensor-ready driver
VRF/DSR	Lutron Vive integral fixture control, RF only (DFCSJ-OEM-RF) and sensor-ready driver
VDO/DBI/LDE1	Lutron Vive integral fixture control, RF with daylight and occupancy sensor (DFCSJ-OEM-OCC), Lutron Hi-lume 1% EcoSystem dimming LED driver, and digital link interface
VDO/DBI/LDE5	Lutron Vive integral fixture control, RF with daylight and occupancy sensor (DFCSJ-OEM-OCC), Lutron 5-Series 5% EcoSystem dimming LED driver, and digital link interface
VRF/DBI/LDE1	Lutron Vive integral fixture control, RF only (DFCSJ-OEM-RF), Lutron Hi-lume 1% EcoSystem dimming LED driver, and digital link interface
VRF/DBI/LDE5	Lutron Vive integral fixture control, RF only (DFCSJ-OEM-RF), Lutron 5-Series 5% EcoSystem dimming LED driver, and digital link interface
ELDO SOLOB	EldoLED Solodrive, 0.1% dimming driver for 0-10V controls
ELDO SOLOB DALI	EldoLED Solodrive, 0.1% dimming driver for DALI controls
ELDO ECO1	EldoLED Ecodrive, 1% dimming driver for 0-10V controls
ELDO ECO1 DALI	EldoLED Ecodrive, 1% dimming driver for DALI controls

