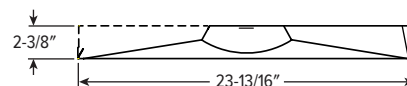




CATALOG #:

TYPE:

PROJECT:



FEATURES

- Ready to ship in 48 hours with on-hand inventory to support immediate job requirements
- Easy to install and service with long-lasting performance
- Ultra slim 2-3/8" for minimal plenum space
- Round diffuse acrylic lens enhances the space
- Rated for direct contact with insulation
- High-performance up to 138 lm/W
- Quick-wire access plate in back of fixture housing for easy attachment of incoming power supply
- All parts painted after fabrication to provide safe installation without gloves
- Made Right Here® in the USA

ORDERING INFO

CATALOG NUMBER	WIDTH	LENGTH	LUMENS	CRI	CCT	SHIELDING	DRIVER	VOLTAGE	UPC CODE
PT-22-L43/835-RA-QS-DIM-UNV	2'	2'	4,300lm	80	3500K	Round diffuse ribbed acrylic	Dimming driver, 0-10V	120-277V	850047638779
PT-24-L49/835-RA-QS-DIM-UNV	2'	4'	4,900lm		3500K				850047638854

ACCESSORY CATALOG NUMBER	DESCRIPTION	UPC CODE
EM/10W KIT-DC-QS	10-watt emergency battery kit, dual conduit ^[1]	850047638663

SPECIFICATIONS

- HOUSING/REFLECTOR – Precision die-formed 22-gauge C.R.S.
- SHIELDING – Diffuse ribbed acrylic.
- FINISH – Highly reflective non-glare matte white polyester powder coat bonded to phosphate-free, multi-stage pretreated metal. All parts painted after fabrication to facilitate installation, increase efficiency, and inhibit corrosion.
- ELECTRICAL – High-quality mid-power LED boards. L70 > 72,000 hours per IES TM-21. 50/60 Hz constant current driver.
- MOUNTING – NEMA Type “G” 15/16” or 1” grid standard.
- PACKAGING – One fixture per box, (34) 2’x4’ or (68) 2’x2’ per pallet.
- LISTINGS –
 - cCSAus certified as luminaire suitable for dry or damp locations.
 - IC-rated for direct contact with insulation.
 - DesignLights Consortium qualified product. Not all versions of this product may be DLC qualified, see the DLC Qualified Products List at designlights.org/QPL
 - Build America, Buy America (BABA) and Buy American Act (BAA) compliant. Request certification at hew.com/buy-american
 - WARRANTY – 5-year limited warranty, see hew.com/warranty

NOTES

¹ Ships separately, field installed. CEC compliant.



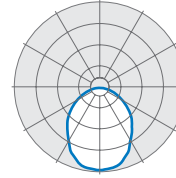


FIXTURE PERFORMANCE DATA

CATALOG NUMBER	CCT	DELIVERED LUMENS	WATTAGE	EFFICACY (lm/W)
PT-22-L43/835-RA-QS-DIM-UNV	3500K	4194	32.2	130
PT-24-L49/835-RA-QS-DIM-UNV	3500K	5078	36.7	138

- Photometrics tested in accordance with IESNA LM-79. Results based on 80 CRI/3500K CCT, wattage for 120V input, and 25°C ambient temperature. Actual performance may vary +/-5%.
- To calculate lumen output in emergency mode, multiply the battery wattage by the efficacy.

DISTRIBUTION CURVE

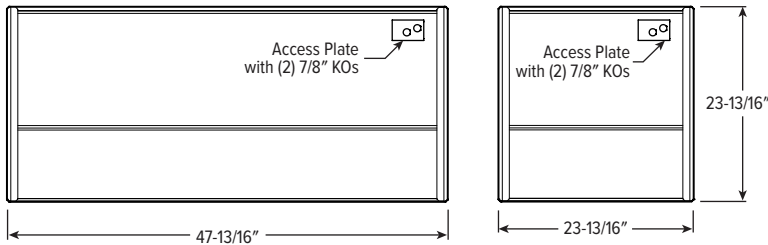


DIMENSIONS

2x4

2x2

Back View



ACCESSORY DETAILS

EMERGENCY BATTERY KIT

