

CATALOG #: _____

TYPE: _____

PROJECT: _____



FEATURES

- Complement architecture with low-profile, contoured design
- Illuminate walkways and parking lots
- Shorten installation time with hinged two-piece enclosure
- Engineered to sustain greater wind loads than traditional fixtures
- Six mounting configurations and four distributions provide versatility
- Made Right Here® in the USA

SPECIFICATIONS

- HOUSING** – Heavy-duty, two-piece die-cast aluminum clamshell enclosure, rated IP65. Removable lower enclosure and electrical compartment, secured with locking hinge mechanism.
- THERMAL MANAGEMENT** – Integral die-cast aluminum heatsink, concealed venting, and LED module seamlessly provide passive thermal management. Rated -30°C to 35°C ambient operating temperature.
- OPTICAL SYSTEM** – Precision, injection-molded, refractive acrylic lenses produce standard IES distributions. Factory-set orientations in 90° increments. Tempered glass standard.
- LED MODULE** – Circuit board design incorporates TVS diodes to protect against ESD events. ANSI 3000K, 4000K, and 5000K CCT, minimum 70 CRI LEDs.
- LED DRIVER** – 0-10V dimming driver standard.
- ELECTRICAL** – 120-277, 347, and 480 VAC input range; 50-60Hz; power factor >.90; THD <20% at full load. FCC Class A compliant. 10kA/10kV surge protection standard. Quick-disconnect wiring provided. L70 lumen >60,000 hours per IES TM-21
- FINISH** – Super durable polyester powder coat bonded to phosphate-free, multi-stage pretreated metal, meets and exceeds AAMA 2604 specifications for outdoor durability.
- MOUNTING** – Direct mounts to minimum 4" square pole. Optional round pole adapter or post top tenon mount accessories available.
- LISTINGS** –
 - cCSAus listed to STD22.2 No 250.0 certified as luminaire Suitable for wet locations.
 - IDA Dark-Sky approved
 - IP65 rated
 - RoHS compliant
 - Title 24 compliant with OCCWS FSP-311 and OCCWS FSP-211 options..
 - Build America, Buy America (BABA) and Buy American Act (BAA) compliant. Request certification at hew.com/buy-american
- WARRANTY** – 5-year limited warranty, see hew.com/warranty

ORDERING EXAMPLE: VA2 - L280/740 - T5 - F - S - DBZ - OPTIONS - DIM - UNV

ORDERING INFO

SERIES	LUMENS ^[1]	CRI	CCT	DISTRIBUTION	ORIENTATION
VA2	L280 28,000lm	7 70	30 3000K	T2 Type II	F Forward
	L330 33,000lm	8 80	40 4000K	T3 Type III	L Left
	L380 38,000lm		50 5000K	T4 Type IV	R Right
				T5 Type V	

MOUNTING CONFIGURATION

S	Single
D90	Double @ 90°
D180	Double @ 180°
T90	Triple @ 90°
T120	Triple @ 120° ^[3]
Q90	Quad @ 90°

FINISH OPTIONS ^[2]

BLK	Black (RAL #9004)
DBZ	Dark bronze
DBR	Medium bronze
GRAY	Standard gray
GRN	Green (RAL #6005)
SLV	Satin aluminum (RAL #9006)
WHT	White (RAL #9003)

OPTIONS ^[4]

See page 4 for ADDITIONAL CONTROL OPTIONS.

SF	Single fuse ^[5]
DF	Double fuse ^[6]
PCR	NEMA locking photo control receptacle ^[7]
PCR5	5 Position (3 power, 2 dimming/signal) locking photo control receptacle per NEMA C136.41 ^[8]
PCR7	7 Position (3 power, 4 dimming/signal) locking photo control receptacle per NEMA C136.41 ^[9]
RSD ____	Round straight pole mount adapter. ^[10] Example: 3.5" Pole top diameter = RSD350
(L ____)	Additional lower lumen packages available. ^[11] Example: 30,000 nominal lumens = VA2-L330/740-T5-F-S-(L300).
VATMR ____	Pole top tenon mount and round pole adaptor ^[12]
BG ____	Roosting prevention spikes ^[13]

DRIVER

DIM	VOLTAGE
Dimming driver prewired for 0-10V low voltage applications	120 120V
DALI dimming driver	208 208V
DIM/NDP____	240 240V
Programmable driver with nighttime dimming profile ^[14]	277 277V
	UNV 120-277V
	347 347V
	480 480V

DRIVER OPTIONS:

_____/CLO Constant lumen output. Suffix, used in conjunction with programmable drivers above. Example: DIM/DALI/CLO ^[15]

NOTES

- Lumen output based on 70 CRI/4000K CCT and T5 distribution. Actual performance may vary +/-5%, see page 2 for FIXTURE PERFORMANCE DATA. Additional lumen packages available, see Options.
- See page 3 for FINISH OPTIONS.
- Round pole only.
- See page 3 for OPTION DETAILS.
- 120V, 277V, or 347V only. Must specify voltage.
- 208V, 240V, or 480V only. Must specify voltage.
- Photocell by others.
- Photocell by others.

⁹ Photocell by others.

¹⁰ Specify pole top diameter, minimum 3.5" O.D. Do not specify when using VATMR tenon mount accessory.

¹¹ Specify in increments of 1,000 nominal lumens. Option must be specified with next higher lumen package.

¹² Must specify tenon size, mounting configuration and finish. See page 3 for ordering info.

¹³ Must specify material. See page 3 for ordering info.

¹⁴ Specify dimming hours, lumen decrease, and installation location zip code using NDP table on page 3.

¹⁵ See page 3 for CLO LUMEN DERATING CHART.



FIXTURE PERFORMANCE DATA

	DISTRIBUTION	DELIVERED LUMENS	WATTAGE	EFFICACY (lm/W)	BUG RATING
L280	T2	30091	229	131	B3-U0-G3
	T3	29239		128	B3-U0-G4
	T4	28531		125	B3-U0-G4
	T5	30241		132	B5-U0-G3
L330	T2	35332	269	131	B3-U0-G3
	T3	34331		128	B3-U0-G4
	T4	33500		125	B3-U0-G4
	T5	35507		132	B5-U0-G3
L380	T2	40556	317	128	B3-U0-G3
	T3	39407		124	B4-U0-G4
	T4	38453		121	B3-U0-G4
	T5	40757		129	B5-U0-G3

LUMEN MAINTENANCE ⁽¹⁾

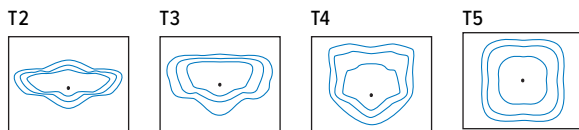
AMBIENT TEMPERATURE	LUMEN PACKAGE	REPORTED L70 HOURS (TM-21)
35° C	L280	>60,000
	L330	

- ¹ Predicted L70 hours calculated in accordance with IES TM-21 per Energy Star (R) TM-21 Calculator rev. 02.08.16.
- Photometrics tested in accordance with IESNA LM-79. Results based on 70 CRI/4000K CCT, and 25°C ambient temperature. Actual performance may vary +/-5%.
 - Use multiplier table to calculate additional options.

MULTIPLIER TABLE

	COLOR TEMPERATURE	
	CCT	CONVERSION FACTOR
70 CRI	3000K	0.95
	4000K	1.00
	5000K	1.03
80 CRI	3000K	0.86
	4000K	0.91
	5000K	0.94

DISTRIBUTION

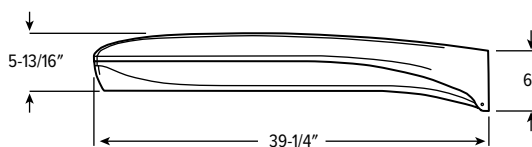


MODULE VIEWS



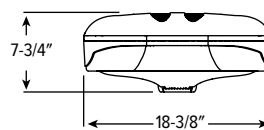
CROSS SECTIONS

SIDE VIEW



FRONT VIEW

EPA: 1.67/Weight: 69 lbs



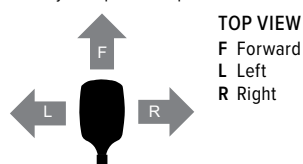
MOUNTING DETAILS

MOUNTING CONFIGURATION

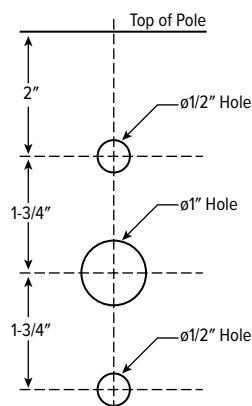
	S Single EPA: 1.67 Weight: 69 lbs.		D90 Double 90° EPA: 2.37 Weight: 138 lbs.
	D180 Double 180° EPA: 3.34 Weight: 138 lbs.		T90 Triple 90° EPA: 3.52 Weight: 207 lbs.
	T120 Triple 120° EPA: 2.90 Weight: 210 lbs. (Round pole only)		Q90 Quad 90° EPA: 3.52 Weight: 276 lbs.

ORIENTATION

Factory-set optics are specified in 90° increments.



POLE DRILLING DETAIL



OPTION DETAILS

RSD__



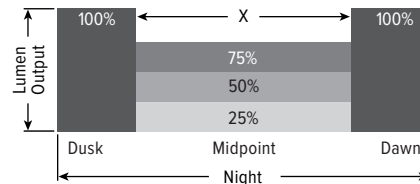
EPA: 0.03
Weight: 1 Lb.

PCR



Shorting cap not shown.

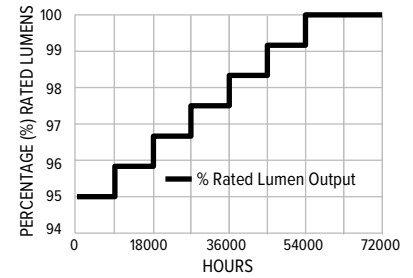
NDP



EXAMPLE: DIM/NDP425/64836			
PREFIX	DIMMING HOURS (X)	LUMEN DECREASE	5-DIGIT ZIP CODE
DIM/NDP	4 4 hours	25 25% dimming	Zip code of installation location required
	6 6 hours	50 50% dimming	
	8 8 hours	75 75% dimming	
DIM/NDPC	Custom dimming profile, consult factory		

- Reduce energy consumption by using a variety of preset or custom nighttime dimming profiles requiring no internal clock, additional wiring, or controls.
- Photocell recommended to achieve optimal dimming profiles and realize maximum energy savings.

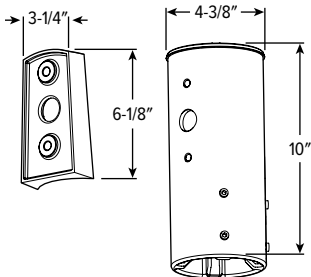
CLO LUMEN DERATING CHART



Deliver constant lumens throughout the life of the product using the constant lumen output (CLO) option.

VATM EPA: .33/Weight: 6 lbs.

EXAMPLE: VATMR-TM238-Q90-DBR				
SERIES	STYLE	TENON SIZE	MOUNTING CONFIGURATION	FINISH
VATM	R Round	TM238 2-3/8" x 4" TM278 2-7/8" x 4" TM3 3" x 4"	S Single D90 Double @ 90° D180 Double @ 180° T90 Triple @ 90° T120 Triple @ 120° (round pole only) Q90 Quad @ 90°	BLK Black (RAL #9004) DBZ Dark bronze DBR Medium bronze GRAY Standard gray GRN Green (RAL #6005) SLV Satin aluminum (RAL #9006) WHT White (RAL #9003)

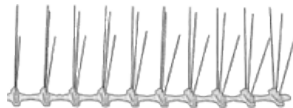


- CONSTRUCTION**— Round die-cast aluminum. Fits 2-3/8" to 3" pole top tenon, must specify (minimum 4" tenon height required). Accommodates up to four luminaires. Includes round pole adapter(s).
- LUMINAIRE MOUNTING**—The luminaire mounts using two 3/8"-16 concealed bolts secured to mounting plate.
- POLE CAP**— Durable glass-filled plastic pole cap.
- FINISH OPTIONS**— Super durable polyester powder coat meets and exceeds AAMA 2604 specifications for outdoor durability.

"S" Mounting Configuration Shown
Round pole mount adapter(s) included. Quantity determined by mounting configuration


BG

EXAMPLE: BGSS	
SERIES	MATERIALS
BG	P 2' plastic SS Premium 2' stainless steel



FINISH OPTIONS

WHITE BLACK GREEN MEDIUM BRONZE DARK BRONZE SATIN ALUMINUM GRAY



For custom color, please specify RAL code or a manufacturer code with description. All custom colors other than RAL require four sample swatches, minimum 1" square.



SENSOR PLACEMENT DETAILS



ADDITIONAL CONTROL OPTIONS

IP66 rated for wet locations.

OCCWS-FSP-311-L_-120/277 Wattstopper PIR motion and daylight sensor, 120/277. Must specify lens: L2, L3, or L7. Factory installed.

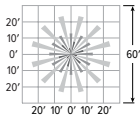
OCCWS-FSP-211-L_-120/277 Wattstopper PIR motion and daylight sensor, 120/277. Must specify lens: L2, L3, or L7. Factory installed.

FSIR-100 Remote controller for 211 sensor. Please specify quantity required per project. Ordered and shipped separately.

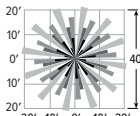
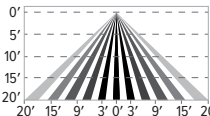
SPECIFICATIONS	
TYPE	PIR Motion + Daylight
MOUNTING HEIGHT	8' – 40'
DETECTION ANGLE	360°
TEMPERATURE RANGE	-40° to 75°C
COMMISSIONING	311 Sensor: App (iOS or Android) 211 Sensor: FSIR-100 Remote

SENSOR COVERAGE PATTERNS

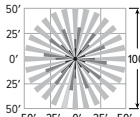
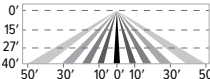
L2 8' height: ø48' coverage




L3 20' height: ø40' coverage



L7 40' height: ø100' coverage



SENSOR DETAIL

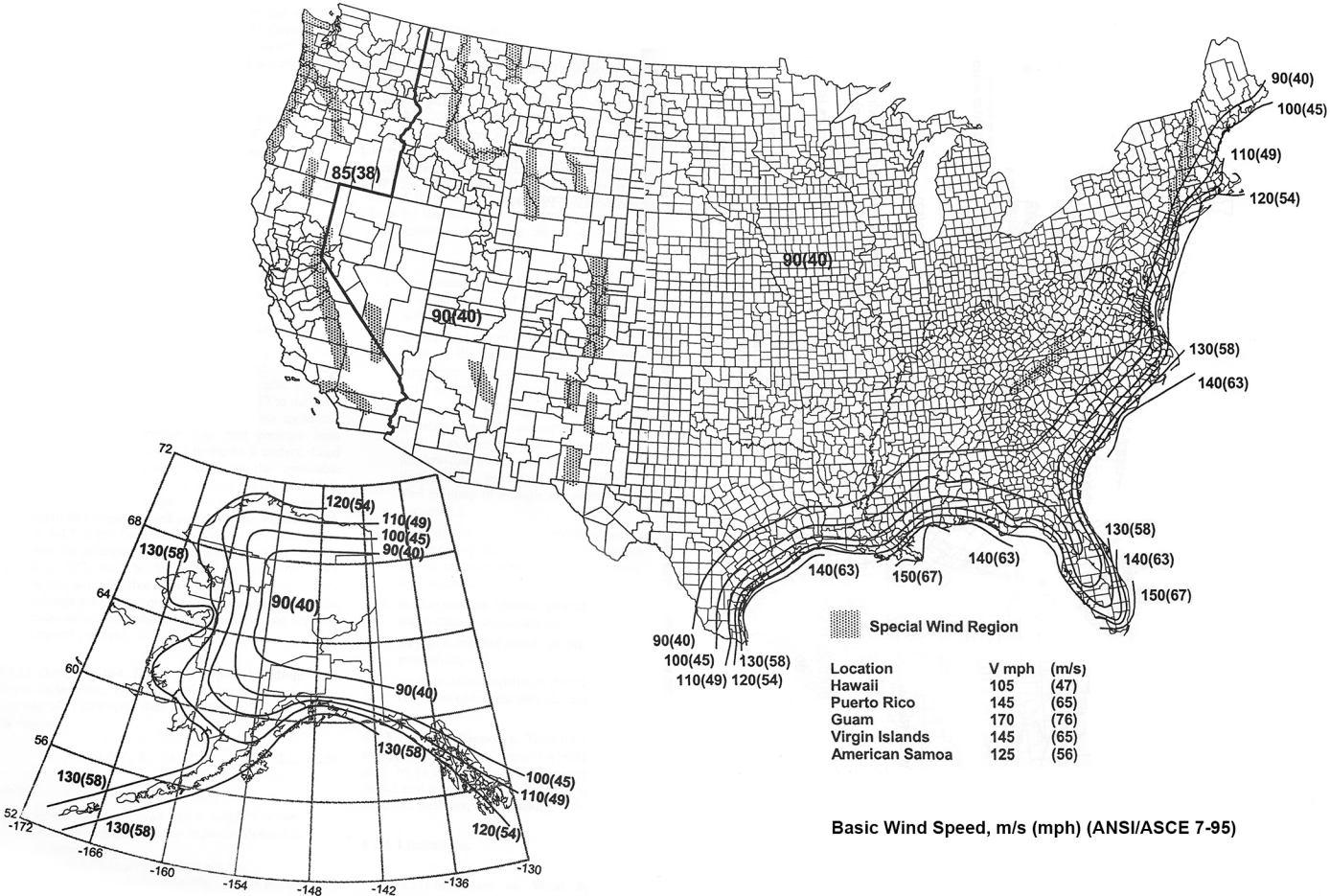


Dimensions
L2/L3: ø2-3/8" | L7: ø3-1/4"

SEE NEXT PAGE FOR WIND MAP



WIND MAP



The Effective Projected Area (EPA) standards shown in the Load and Dimensional Data Tables on the specification sheets are designed to withstand dead loads and theoretical dynamic loads developed by variable wind speeds, as charted, with an appropriate wind gust factor under the following conditions:

- Values are nominal design 3-second gust wind speeds in miles per hour (m/s) at 33 ft (10 m) above ground for Exposure C category.

- Linear Interpolation between wind contours is permitted.
- Islands and coastal areas outside the last contour shall use the last wind speed contour of the coastal area.
- Mountainous terrain, gorges, ocean promontories, and special wind regions shall be examined for unusual wind conditions.
- This map is intended as a general guide. Check you local area for unique wind conditions.

From Standard Specifications for Structural Support for Highway Signs, Luminaires, and Traffic Signals, Copyright 2009, by the American Association of State Highway and Transportation Officials, Washington D.C. Used by permission. Documents may be purchased from the AASHTO bookstore at 1-800-231-3475 or online at bookstore.transportation.org

