

CATALOG #: _____

Type: _____

PROJECT: _____

FEATURES

- Aesthetically designed to harmonize with a variety of architectural styles
- Provides security and accent lighting for walkways, courtyards and entrances
- Asymmetric distribution
- Concrete housing complements gardens, pathways, and pedestrian-area applications
- Available in four concrete colors with light sandblast or glazed protective finish
- Engineered with the highest quality materials to ensure reliability and performance
- Made Right Here[®] in the USA



SPECIFICATIONS

- HOUSING** – Steel reinforced precast concrete with a light sand blasted finish.
- THERMAL MANAGEMENT** – Integral aluminum heatsink and LED source provide passive thermal management. Rated -30°C to 40°C ambient operating temperature.
- LED HOUSING** – High-grade cast aluminum with superior corrosion resistance. Silver polyester powder coat finish bonded to phosphate-free, multi-stage pretreated metal, meets and exceeds AAMA 2604 specifications for outdoor durability.
- LED MODULE** – High-quality mid-power LED board. L70 >50,000 hours.
- ELECTRICAL** – 10kA/10kV surge protection standard. Calculated L70 lumen maintenance will exceed 50,000 hours per IES TM-21.
- MOUNTING** – Minimum 4" recessed in ground with four-point hot dip galvanized 1/4" A36 steel baseplate. For accurate installation a fullscale mounting template is provided with each bollard and anchor bolt order. Fixture weight: 328 lbs.
- HANDHOLE COVER** – Grounded stainless steel plate with precast concrete secured with vandal resistant torx fastener.
- LISTINGS** –
 - cCSAus certified as luminaire suitable for wet locations.
 - IDA Dark-Sky approved.
 - Tested to IES LM-79-08 standards.
 - RoHS compliant.
 - IP66 rated
 - Complies with the Buy American Act and other federal regulations. Request certification at hew.com/baa.
- WARRANTY** – 5-year limited warranty, see hew.com/warranty.

ORDERING EXAMPLE: VCBT - L6/840 - NC - AB - OPTIONS - 120

ORDERING INFO

SERIES	LUMENS ^[1]	CRI	CCT	CONCRETE FINISH ^[2]	ANCHOR BOLTS
VCBT	L6 600lm	8 80	27 2700K 30 3000K 40 4000K 50 5000K	SANDBLAST FINISH NC Natural BF Buff BN Brown CP Copper GLAZED SANDBLAST FINISH NCG Natural with glazed protective sealant BNG Brown with glazed protective sealant BFG Buff with glazed protective sealant CPG Copper with glazed protective sealant	AB Anchor bolts ^[3] LAB Less anchor bolts PAB Pre-shipped anchor bolts ^[4]

OPTIONS

- SFW Single fuse, wet location ^[5]
- DFW Double fuse, wet location ^[6]

VOLTAGE

- 120 120V
- 208 208V
- 240 240V
- 277 277V ^[7]
- 347 347V ^[8]
- 480 480V ^[9]

NOTES

- Lumen output based on 120V input, 4000K/80CRI. Actual lumens may vary +/-5%. See page 2 for FIXTURE PERFORMANCE DATA.
- See page 3 for FINISH OPTIONS.
- Four 3/8" x 12" cast-in galvanized steel anchor J-bolts. Mounting template included. Shipped with fixture.
- Four 3/8" x 12" cast-in galvanized steel anchor J-bolts. Mounting template included.

- 120V, 277V, or 347V only; must specify voltage.
- 208V, 240V, or 480V only; must specify voltage.
- Integral stepdown transformer.
- Integral stepdown transformer.
- Integral stepdown transformer.



FIXTURE PERFORMANCE DATA

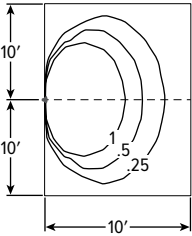
	VOLTAGE	FLUX (LM)	WATTAGE
L6	120	593	17
	208	559	16
	240	630	19
	277	633	20
	347	590	19
	480	630	19

MULTIPLIER TABLE	
COLOR TEMPERATURE	
CCT	CONVERSION FACTOR
2700K	0.95
3000K	0.98
4000K	1.00
5000K	1.02

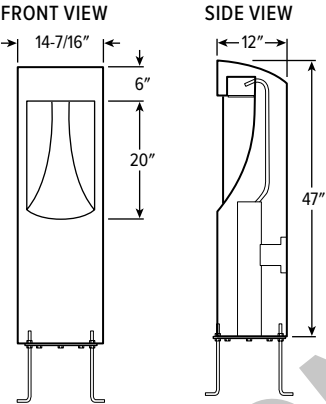
- Wattage shown is average for 120V through 277V input.
- Efficacy/lumen output shown is average based on voltage input of 120V through 277V.
- Photometrics tested in accordance with IESNA LM-79. Results shown are based on 25°C ambient temperature.
- Use multiplier table to calculate additional options.

FOOTCANDLE ESTIMATOR & DISTRIBUTION

VCBT-L6/840-NC Report #: ATAL009236-R2; 05/29/15 | Total Luminaire Output: 647 lumens; 16.85 Watts | Efficacy: 38.2 lm/W | 81 CRI; 3797K CCT

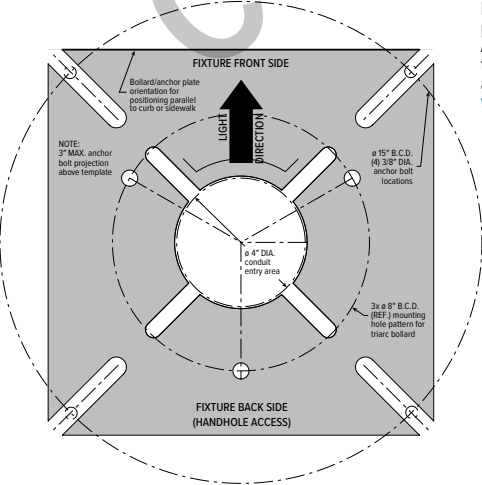


CROSS SECTIONS



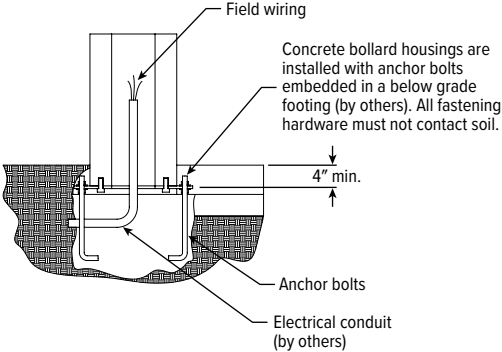
MOUNTING DETAILS

MOUNTING TEMPLATE











Mounting template is provided with each order. A pdf file (not to scale) of the mounting template is available at www.hew.com.

INSTALLATION



FINISH OPTIONS

NATURAL		BUFF		BROWN		COPPER	
NC	NCG	BF	BFG	BN	BNG	CP	CPG
							

CONSULT FACTORY

