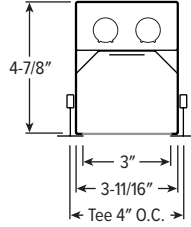


LRX3 LED

3" Wide Linear Recessed



CATALOG #: _____

Type: _____

PROJECT: _____

FEATURES

- Sleek design incorporates clean lines, slim styling, and diffused matte acrylic lens
- Attractive source of direct lighting for use in offices, hallways, conference rooms or common areas
- Lift and shift lens allows easy access to internal components
- For use as stand-alone fixture or in continuous rows
- Made Right Here® in the USA

SPECIFICATIONS

- HOUSING** – 22-gauge die-formed, C.R.S.
- SHIELDING** – Lift-and-shift flat diffused matte acrylic, .080" thick.
- FINISH** – 92% minimum average reflective white polyester powder coat bonded to phosphate-free, multi-stage pretreated metal. All parts painted after fabrication to facilitate installation, increase efficiency, and inhibit corrosion.
- ELECTRICAL** – High quality mid-power LED boards. L70 >50,000 hours.
- MOUNTING** – Designed for NEMA Type "G" 1" grid ceiling standard. NEMA Type "F" available.
- LISTINGS** –
 - cCSAus certified as luminaire suitable for dry or damp locations.
 - City of Chicago Environmental Air approved when specified with CP option.
 - IC-rated for direct contact with insulation.
- WARRANTY** – 5-year limited warranty, see hew.com/warranty.

ORDERING EXAMPLE: LRX3G - 4 - L10/835 - DMA - OPTIONS - CONTROL - DIM - UNV

ORDERING INFO

SERIES	FIXTURE STYLE	LENGTH	LUMENS ^[1]	CRI	CCT	
LRX3	G NEMA Type "G" ^[2]	Stand-alone – 2', 4', 6' & 8' nominal lengths, fixture ships assembled. Example: 4 = 4'	L4	400lm	8 80	27 2700K
	F NEMA Type "F" ^[3]		L8	800lm	9 90 ^[4]	30 3000K
			L10	1,000lm		35 3500K 40 4000K 50 5000K

Row-mount – Lengths specified in 2' increments
Example: 12 = 12'

PRODUCT BUILDER

Simplify ordering & layout design with the Williams Linear Product Builder at hew.com/product-builder

SHIELDING	OPTIONS	CONTROL ^[5]
DMA Diffuse matte acrylic lens, .080" thick	EM/10W 10-watt emergency battery ^[6]	VDO Lutron vive integral fixture control, RF with daylight and occupancy sensor (DFCSJ-OEM-OCC) ^[10]
	EM/10WRM Remote mount 10-watt emergency battery	VRF Lutron vive integral fixture control, RF only (DFCSJ-OEM-RF) ^[11]
	EM/10WLP Low-profile 10-watt emergency battery ^[7]	
	(L__) Additional lower lumen packages available Example: 700 lumens = LRX3G-4-L8/835-(L7) ^[8]	
	CP Chicago plenum (CCEA) ^[9]	

DRIVER ^[12]	VOLTAGE
DIM Driver with external dimming wires	120 120V
DRV Driver without external dimming wires	277 277V
DSR Sensor-ready driver without external dimming wires ^[13]	UNV 120-277V
	347 347V ^[14]

NOTES

- Lumens per foot output based on 3500 CCT. Actual lumens may vary +/-5%. Additional lumen packages available, see Options.
- Factory-installed earthquake clips provided.
- See page 2 for NEMA TYPE "F" INSTALLATION.
- Extended lead times may apply. Consult factory for availability.
- See page 3 for CONTROL DETAILS.
- Not available with 2' length. Only available with F Fixture Style when specified with 8' length.
- Not available with 2' length.
- Specify in increments of 100 nominal lumens. Option must be specified with next higher lumen package.
- NEMA Type "G" only.
- DSR or LDE Drivers only. LDE drivers require driver interface.
- DSR or LDE Drivers only. LDE drivers require driver interface.
- See page 3 for ADDITIONAL DRIVER OPTIONS.
- VDO and VRF Controls only.
- Not available with EM batteries.



LRX3 LED 3" Wide Linear Recessed

FIXTURE PERFORMANCE DATA

	PER FOOT		
	DELIVERED LUMENS	WATTAGE	EFFICACY (lm/W)
L4	426	3.7	115.5
L8	804	6.9	116.1
L10	1013	8.9	113.5

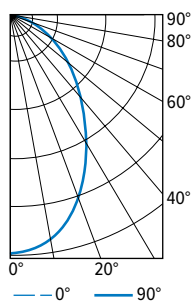
- Photometrics tested in accordance with IESNA LM-79. Results shown are based on 25°C ambient temperature.
- Wattage shown is average for 120V through 277V input.
- Results based on 3500K, 80 CRI, actual lumens may vary +/-5%
- Use multiplier table to calculate additional options.

MULTIPLIER TABLE

	COLOR TEMPERATURE	
	CCT	CONVERSION FACTOR
80 CRI	2700K	0.97
	3000K	0.99
	3500K	1.00
	4000K	1.03
	5000K	1.06
90 CRI	2700K	0.80
	3000K	0.82
	3500K	0.83
	4000K	0.86
	5000K	0.89

PHOTOMETRY

LRX3-4-L10/835-DMA-DIM-UNV Total Luminaire Output: 4051 lumens; 35.7 Watts | Efficacy: 113 lm/W | 80 CRI; 3500K CCT

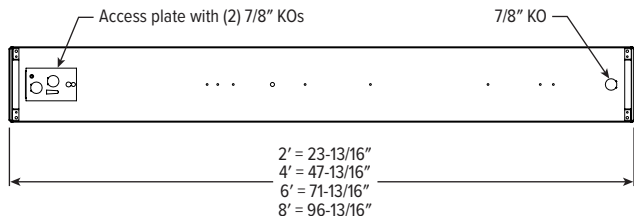


VERTICAL ANGLE	HORIZONTAL ANGLE			ZONAL LUMENS
	0°	45°	90°	
0	1923	1923	1923	
5	1941	1900	1894	181
15	1862	1775	1728	501
25	1694	1527	1405	706
35	1438	1202	1055	764
45	1116	875	753	697
55	777	592	518	554
65	477	369	330	382
75	229	187	173	206
85	55	50	49	58
90	1	3	4	

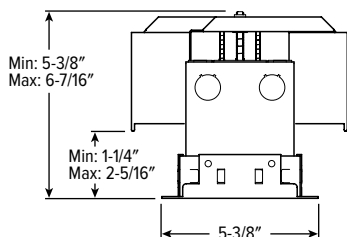
LUMEN SUMMARY	ZONE	LUMENS	% FIXTURE
	0 - 30	1388	34
	0 - 40	2153	53
	0 - 60	3404	84
	0 - 90	4051	100
	0 - 180	4051	100

FIXTURE DETAILS

BACKVIEW



NEMA TYPE "F" INSTALLATION



	RECOMMENDED CEILING OPENING
2'	4-5/8" x 24"
4'	4-5/8" x 48"
6'	4-5/8" x 72"
8'	4-5/8" x 96"

For continuous row mounting, add 24" for each additional 2' of row length.

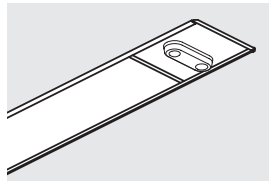


LRX3 LED

3" Wide Linear Recessed

CONTROL DETAILS

SENSOR PLACEMENT

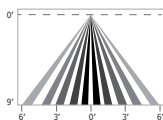


VDO

SPECIFICATIONS	
TYPE	PIR Motion + Daylight
MOUNTING HEIGHT	8' – 12'
DETECTION ANGLE	360°
TEMPERATURE RANGE	0° to 55°C
RELATIVE HUMIDITY	0 to 90%, non-condensing
COMMISSIONING	App (iOS or Android)
MANUFACTURER	Lutron

SENSOR COVERAGE PATTERNS

9' height: ø12' coverage



MOTION SENSOR COVERAGE

CEILING HEIGHT	COVERAGE AREA (SQ FT)
8'	114
9'	144
10'	178
12'	256

VIVE CONTROL OPTIONS

CATALOG NUMBER	DESCRIPTION
VDO	Lutron Vive integral fixture control, RF with daylight and occupancy sensor (DFCSJ-OEM-OCC), for use with sensor-ready driver
VRF	Lutron Vive integral fixture control, RF only (DFCSJ-OEM-RF), for use with sensor-ready driver
VDO/DBI	Lutron Vive integral fixture control, RF with daylight and occupancy sensor (DFCSJ-OEM-OCC) and digital link interface, for use with Lutron Hi-lume 1% EcoSystem dimming LED driver
VRF/DBI	Lutron Vive integral fixture control, RF only (DFCSJ-OEM-RF) and digital link interface, for use with Lutron Hi-lume 1% EcoSystem dimming LED driver

ADDITIONAL DRIVER OPTIONS

Note: Lumen restrictions apply, consult product builder at hew.com/product-builder.

CATALOG NUMBER	DESCRIPTION
DRV	Driver prewired for non-dimming applications
DIM	Dimming driver prewired for 0-10V low voltage applications
DIM1	1% dimming driver prewired for 0-10V low voltage applications
DIM LINE	Line voltage dimming driver (TRIAC and ELV compatible, 120V only)
DIM TRC	Line voltage dimming driver (TRIAC compatible, 120V only)
DSR	Sensor-ready driver
SD40	40% step-dimming driver
SD50	50% step-dimming driver
DALI	DALI dimming driver
LTE LINE	Lutron Hi-lume 1% 2-wire dimming driver forward phase line voltage controls (120V only)
LDE1	Lutron Hi-lume 1% EcoSystem dimming LED driver
ELDO SOLOB	EldoLED Solodrive, 0.1% dimming driver for 0-10V controls
ELDO SOLOB DALI	EldoLED Solodrive, 0.1% dimming driver for DALI controls
ELDO ECO1	EldoLED Ecodrive, 1% dimming driver for 0-10V controls
ELDO ECO1 DALI	EldoLED Ecodrive, 1% dimming driver for DALI controls

