

CORD FOR SUSPENDED PRODUCT (EXAMPLE: S 24 3 8D /W)

CORD TYPE	LENGTH	# CONDUCTORS	WIRE SIZE	COLOR
S Straight	24 24"	3 3	8D No. 18 AWG	/W White
	48 48"	4 4		/B Black
	96 96"	5 5		
		6 6		

DESIGNATION	DESCRIPTION	DRIVER
S4838D/W	48" S/O Cord, (3) No. 18 conductors, (2) No. 22 purple & pink dimming conductors	DRV, LTE LINE, DIM TRC
S4848D/W	48" S/O Cord, (4) No. 18 conductors, (2) No. 22 purple & pink dimming conductors	DRV, LTE LINE with EM, DIM TRC, SD40, SD50
S4858D/W	48" S/O Cord, (5) No. 18 conductors, (2) No. 22 purple & pink dimming conductors	DIM, DALI, SD40, SD50 with EM
S4868D/W	48" S/O Cord, (4) No. 18 conductors, (2) No. 22 purple & pink dimming conductors	DIM, DALI with EM

Long fixture rows may require multiple feed points based on 18ga conductor size. Consult factory for additional options.

FLEXIBLE WHIP OPTIONS (EXAMPLE: F 3 3 8)

All Williams recessed troffers are available with a flexible metallic wiring harness, factory-attached and hard-wired to the luminaire. See table.

Straight connectors are a snap-in type. Consult factory for wiring harness utilizing connectors secured by lock nuts, optional flex size, lengths, and other wire sizes or circuitry. Three-wire flex utilizes black, white, and green wire. Four-wire flex utilizes black, white, red, and green wire. On 3- or 4-lamp fixtures wired for multi-circuit inboard/outboard switching, outside lamps are wired to red circuit and inside lamp(s) are wired to black circuit. Adding an emergency option requires an additional wire.

Williams fixtures are UL listed to provide factory-installation of several manufacturers' modular wiring devices. Consult factory for availability and ordering information.

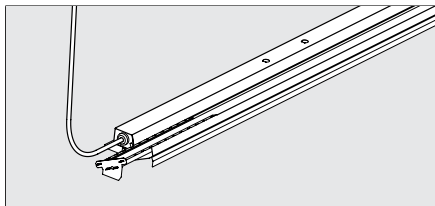
FLEX TYPE	SIZE	# OF WIRES	WIRE SIZE
F Flexible metallic conduit with 2 straight connectors	3 3/8"	3, 4, 5, or 6	4 #14 8 #18

DESIGNATION	DESCRIPTION	WIRE COLOR	DRIVER
F338	6' of 3/8" flex, (3) No. 18 AWG wires with (2) straight connectors	Black, White	DRV, LTE LINE, DIM TRC
F348	6' of 3/8" flex, (4) No. 18 AWG wires with (2) straight connectors	Black, White, Red, Green	SD40
F334	6' of 3/8" flex, (3) No. 14 AWG wires with (2) straight connectors	Black, White	DRV, LTE LINE, DIM TRC
F344	6' of 3/8" flex, (4) No. 14 AWG wires with (2) straight connectors	Black, White, Red, Green	SD40
F358AB	6' of 3/8" flex, (5) No. 18 AWG wires with (2) straight connectors	Black, White, Purple, Gray, Green	DIM, DALI
F368Y	6' of 3/8" flex, (6) No. 18 AWG wires with (2) straight connectors	Black, White, Red, Purple, Gray, Green	DIM, DALI

CORD ENTRY DIAGRAMS

COVE

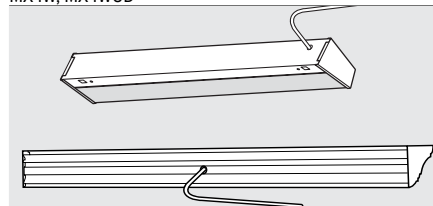
CX



Note: Flex/Cord will mount in remote driver box.

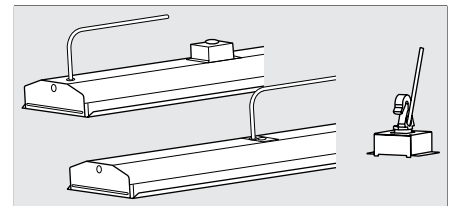
WALL | COVE

29, AIW, WMA | CB, LPC | MX2W, MX2WUD, MX4W, MX4WUD



INDUSTRIAL

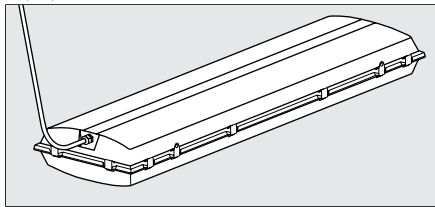
GL, GLN, GP, HL, HL65



Note: Cord placement will be as shown. When "HUB/HOOK MT PACKED W/UNIT" is required the cord will be placed in the hook mount assembly as shown.

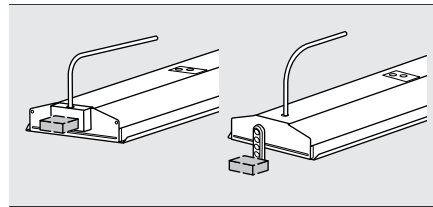
INDUSTRIAL

96, 97, EGL



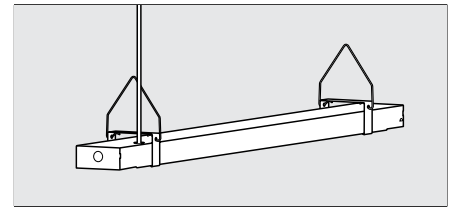
INDUSTRIAL WITH OCCUPANCY SENSOR

GL, HL



INDUSTRIAL | STRIPS

76, 76R, 80, 80R, 81, 82, GA



CONTINUED ON BACK

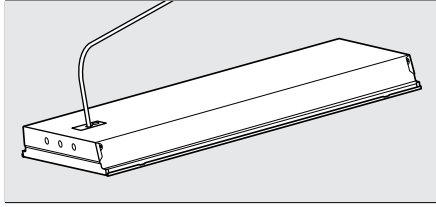


POWER ENTRY

TECHNICAL INFO

RECESSED

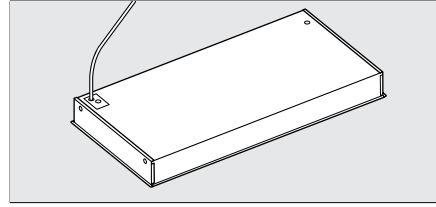
50G, AHT, AMD, EP, HET 2', HETL, HETW, LL6, LPT, LRX3, LRX4, LRX5, LT, MD2, MD4, MDB, MDS,



Note: Flex placement will be out access plate.

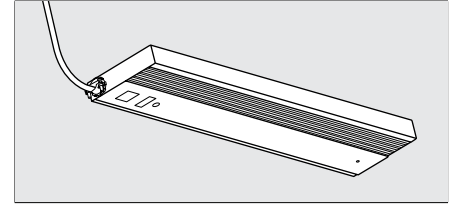
RECESSED | SURFACE

AP, ASM, AT, CT, DIG, DIL, HE3 1x4 & 2x2, HET 1x2 & 1x4, PT, PTDC, RND, SQR



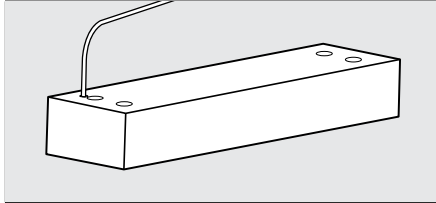
SURFACE

1SF



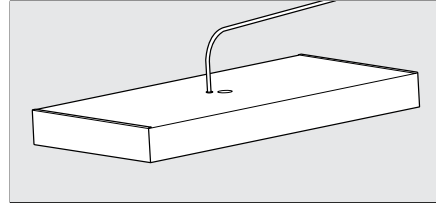
SURFACE

DIS, HES, PTS



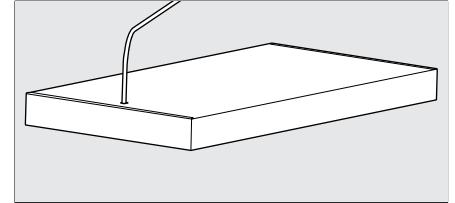
SURFACE | INDUSTRIAL

DIS, MX2S, MX4S, RND5



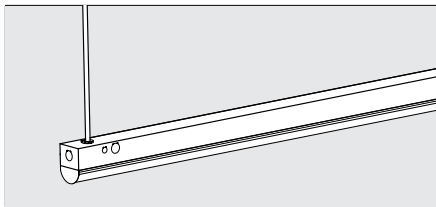
SURFACE | WRAP

11, 12, 17, 18, 39, 39W, AVX, CL, SLF



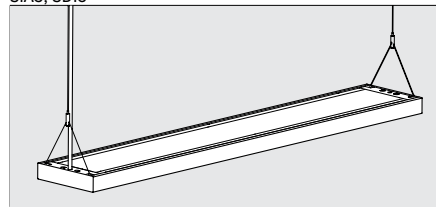
STRIPS | SUSPENDED

74, 75, 75R, 75S, 75L, SM75



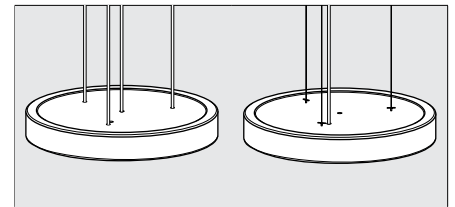
SUSPENDED

A13, LLM, MX2U/D, MX2UD, MX4U/D, MX4UD, SIA1, SIA2, SIA3, SDI5



SUSPENDED

RNDP



Pendant Mount

Adjustable Aircraft Cable

